

FY2025 Idaho Statewide Guardian ad Litem Legislative Report



“Without CASA, I wouldn’t have gotten my kids back.”

**Brack
Biological Father**



“I am repeatedly impressed by the time, effort, and dedication of CASA volunteers that is provided on behalf of the children involved in our court systems. These efforts involve some of the most difficult and distressing factual circumstances regarding families that come before the court. CASA volunteers play an important part in protecting at risk children in this region by, among other things, providing valuable information necessary for the courts to make informed decisions.”

**Hon. Judge R. Todd Garbett
Bear Lake County Magistrate Judge**

Table of Contents

GAL/CASA Volunteer Impact To Children/Youth in Idaho	Page 4
Impact in Numbers	Page 5
Duties of GAL/CASA Volunteers	Page 9
Advocacy by the Numbers	Page 11
State of Idaho Judicial Branch/ Administrative Office of the Courts Data	Page 12
FY2025 Financial Reports	Page 13



GAL/CASA Volunteer Impact To Children/Youth in Idaho

GAL/CASA programs are of, and for the community. Across Idaho, there are seven GAL/CASA programs doing the hands-on work of recruiting, training and supervising GAL/CASA volunteers to advocate for children and families involved in the child welfare system and improve their well-being in all 44 counties in Idaho. These programs provide ongoing support and coaching for volunteers and develop innovative ways to make a difference for children, families and the community.

GAL/CASA volunteers support children and families involved in the child welfare system.

GAL/CASA volunteers stay by the child's side throughout the duration of the case, supporting them and their family. GAL/CASA volunteers advocate first for reunification when safe and possible, and work to keep children connected to their family and community of origin. They focus on facilitating nurturing relationships for the child and helping to find, engage and strengthen a support network for the child and family. The goal is to help achieve permanency, preferably reunification or adoption by relatives when safe and possible. If reunification is not safe or possible, GAL/CASA volunteers will advocate for the child to be adopted by, or live with, other relatives or family friends. If that is also not possible, GAL/CASA volunteers will work towards adoption by a non-relative.

During the last fiscal year, the seven GAL/ CASA Programs of Idaho served **2303 unique children/youth; trained 139** new GAL/CASA volunteers, and appointed **552** amazing volunteers to represent the best interest of Idaho's children who have suffered abuse, neglect, or abandonment.

As you will see in the following pages, the numbers are just the beginning. Idaho GAL/ CASA volunteers enhanced the lives of the children they served by improving outcomes around safety, permanency, and well-being.

The GAL/CASA programs and their staff routinely go above and beyond what is written in statute and Idaho Code to ensure the needs of the children/youth appointed to our programs are being met. Each GAL/CASA Program in Idaho collects donations from local community members. These donated items are routinely distributed to the children/youth and family being served. Donation items include but are not limited to hygiene products, diapers, baby wipes, backpacks, school supplies, books, toys, blankets, and stuffed animals. Furthermore, the GAL/CASA programs encourage volunteers and staff to be active community members surrounding child welfare topics sitting on many local boards, tasks forces, and committees.



Our Mission:

It is the mission of all seven Idaho CASA/GAL Programs to support and promote court-appointed volunteer advocacy so every child in Idaho who has experienced abuse or neglect can have a safe, permanent home and the opportunity to thrive. We know children do best when they can safely remain with their parents or with other family members. That's why Idaho's CASA/GAL volunteers commit to strengthening families in their ability to care for and protect their children while advocating for the child's best interest.

Thank you to all of Idaho's GAL/CASA volunteers who fearlessly support this mission. Thank you to GAL/CASA staff for never losing hope. And thank you to our stakeholders for supporting the GAL/CASA programs in FY2025.

Case Outcomes FY25	
Reunified with a parent	632
Adoption (Relative)	63
Adoption (Non-relative)	166
Guardianship	35
Aged Out	50
Extended Foster Care	23

GAL/CASA FY2025 IMPACT IN NUMBERS

2303

Total number of Idaho's children/youth appointed to a GAL/CASA program

552

Total number of GAL/CASA volunteers in Idaho

165

Number of Pro Bono attorneys supporting GAL/CASA Programs in the 4th, 6th, & 7th districts

6818

Total number of Pro Bono attorney hours in 4th, 6th, & 7th districts

90%

FY25 GAL/CASA Programs Volunteer Retention Rate

2.8

Average # Children served by one GAL/CASA Volunteer

No child/youth appointed to a program went unserved in FY2025!

"Representing Guardians ad Litem in child protection cases is some of the most consequential and satisfying legal work I've ever done. Representing the best interests of children is an opportunity to transform children's lives for the better and break cycles of abuse or neglect and strengthen families."

Ralph Blount
Pro Bono Attorney



**I am a CASA
because...**

**I WANT TO GIVE BACK!!
I TOO WAS A FOSTER
CHILD!! 10 YRS**



“In Idaho, Court Appointed Special Advocates (CASA), provide a consistent, independent voice for children in the child welfare system making recommendations focused solely on the child’s best interests. The Idaho Department of Health and Welfare greatly values CASA’s work, recognizing that when CASA and child welfare professionals collaborate, it strengthens the child protection system, helps children achieve permanency sooner, and ensures their voices are heard in court.

Thank you, CASA, for partnering with us to make the Idaho child protection system one of the strongest in the country in supporting youth and families”

Monty Prow

Deputy Director
Idaho Department of Health and Welfare

NCASA member programs adhere to a core model, operate under a national set of standards, receive quality assurance reviews, and seek to be highly effective local programs within the seven judicial districts of Idaho. As part of this, we follow a robust national training curriculum that complies with reporting requirements, extensive and ongoing Criminal History Check (accordance with ICAR 47), and are overseen by local and national governance.



“What having a CASA has meant to me is like having an aunt or someone always looking out for me. Receiving cards for birthdays or holidays always made me feel like I had someone in my corner. Having a CASA changed my life for the better. I don’t think I’d be anywhere good had I not had a CASA.”

Mary Rose
Former Foster Child



Duties of GAL/CASA Volunteers

Per Idaho Code §16-1633

Subject to the direction of the Court, the Guardian ad Litem shall advocate for the best interests of the child and shall have the following duties, which shall continue until resignation of the Guardian ad Litem or until the Court removes the Guardian ad Litem or no longer has jurisdiction, whichever first occurs:

- To conduct an independent factual investigation of the circumstances of the child, including, without limitation, the circumstances described in the petition.
- To file with the Court prior to any adjudicatory, review, or permanency hearing a written report stating the results of the investigation, the Guardian ad Litem's recommendations and such other information as the Court may require. In all post-adjudicatory reports, the Guardian ad Litem shall inquire of any child capable of expressing his or her wishes regarding permanency and, when applicable, the transition from foster care to independent living and shall include the child's express wishes in the report to the Court. The Guardian ad Litem's written report shall be delivered to the Court, with copies to all parties to the case at least five (5) days before the date set for the hearing. The report submitted prior to the adjudicatory hearing shall not be admitted into evidence at the hearing and shall be used by the Court only for disposition if the child is found to be within the purview of the act.
- To act as an advocate for the child for whom appointed at each stage of proceedings under this chapter. To that end, the Guardian ad Litem shall participate fully in the proceedings and to the degree necessary to adequately advocate for the child's best interests, and shall be entitled to confer with the child, the child's siblings, the child's parents and any other individual, or entity having information relevant to the child protection case.
- To monitor the circumstances of a child and to assure that the terms of the Court's orders are being fulfilled and remain in the best interest of the child.
- To maintain all information regarding the case confidential and to not disclose the same except to the Court or to other parties to the case.
- Such other and further duties as may be expressly imposed by the court order.



CASA/GAL Best-Interest Advocacy



“From the perspective of the Department, CASA plays an essential role in ensuring that every child in the system has a consistent, informed advocate focused solely on their best interests. CASA volunteers often provide valuable insights that go beyond what is captured in reports or case files, helping the court and the Department see the child’s perspective more clearly.

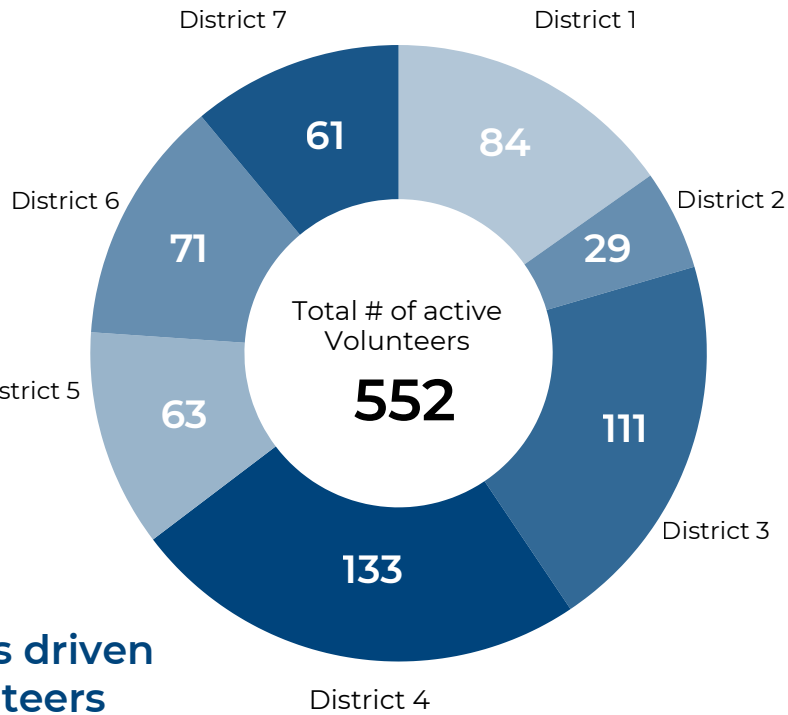
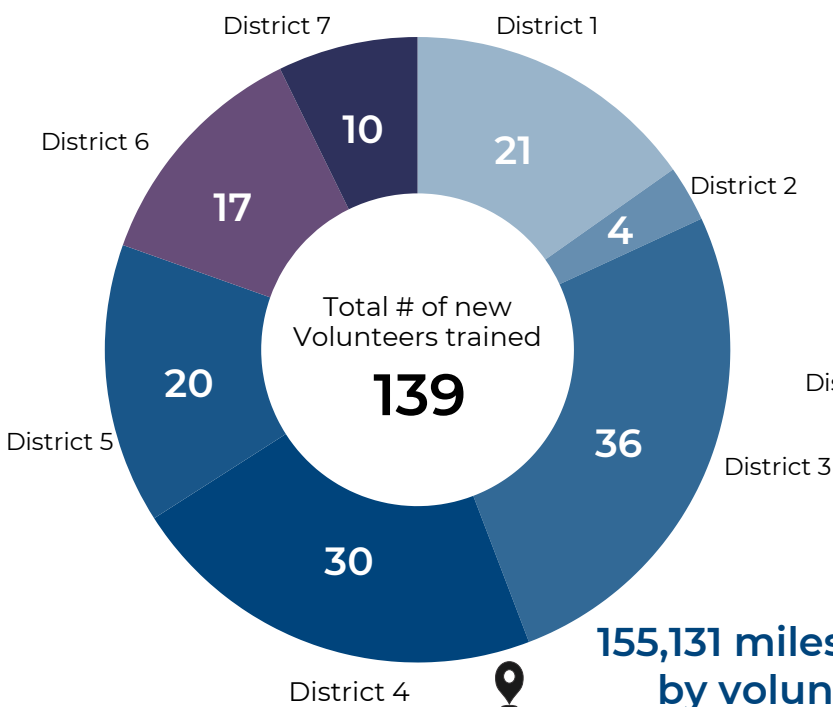
CASA's collaboration with caseworkers and other professionals brings balance to the process, especially in difficult cases where competing interests must be weighed. Their detailed observations and child-focused recommendations frequently help move cases toward permanency more effectively and with greater confidence that the child’s voice has been heard.

We greatly appreciate CASA’s dedication, especially in rural areas where resources are stretched thin. Their advocacy ensures that critical details are not overlooked and that each child receives thoughtful attention, regardless of case complexity. CASA continues to be an indispensable partner in Idaho’s child protection system.

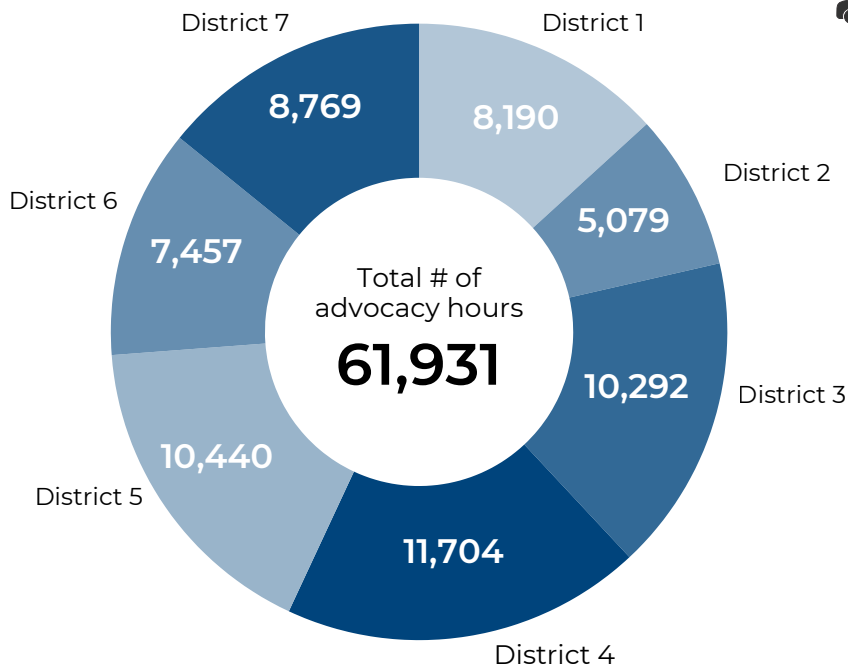
I don’t have any specific cases or examples that I can detail due to the confidential nature of our hearings, but CASA plays a critical role in nearly all of the cases I handle. Thank you for everything you do.”

Christopher G. Sletvold
Deputy Attorney General

ADVOCATES BY THE NUMBERS



**155,131 miles driven
by volunteers**



“Supported by countless hours from dedicated volunteers, CASA Programs provide a critical layer of support, helping to strengthen families and safeguard the well-being of our community's most vulnerable members. Their role continues to be foundational in advancing safety, healing, and hope for children across Idaho.”

Trina Allen
Executive Director
Ada County Victim Services Center

Individual GAL/CASA Programs were solely responsible for providing their data for this report and thus are responsible for the accuracy of their program's data.

Districts 6 & 7 do not track volunteer mileage.

This report displays the **number of new Child Protection (CP) petitions** filed in FY2025, as well as the **total number of children on CP cases** during FY2025. The total number of children encompasses children that were on **pending CP cases** at the start of the fiscal year, as well as children that were **added to CP cases** during FY2025. Data is broken down by Judicial District, Child Age, and whether a **Guardian Ad Litem (GAL)** was appointed on the case. For more information about how this data was compiled, refer to the **Data Notes** section below.

Data current as of August 15, 2025

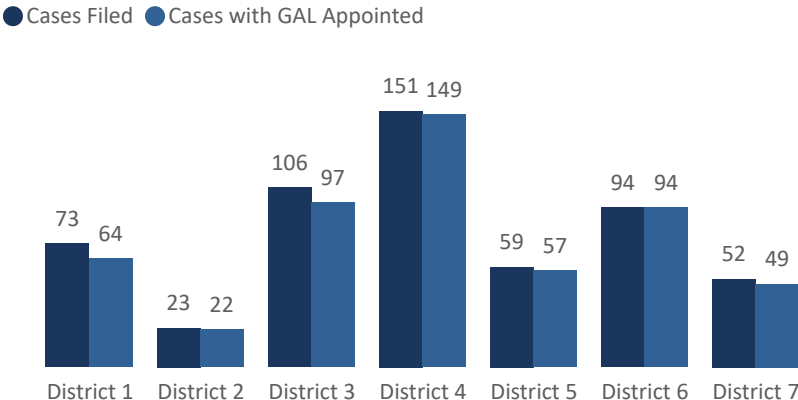
New CP Petitions Filed

This chart shows the **number of new CP petitions filed** in FY2025.

The **dark blue bars** represent the **total number of new CP petitions filed**.

The **light blue bars** represent the **number of new CP petitions filed for which a GAL has been appointed**.

95.3% of all CP petitions filed in FY2025 **had a GAL appointed**.



Total Children on CP Cases

This chart displays the **total number of children involved in CP cases** during FY2025.

The **gray bars** represent children involved in cases that were **pending at the start** of the fiscal year. The **dark blue bars** represent children who were **added to CP cases** during FY2025.

The numbers at the end of each bar represent the total number of protected children.

Children Pending at Start

Children Added

District	Missing DOB	Under 12	12 and Older	Total
District 1		211	92	303
District 2		69	35	104
District 3		426	197	623
District 4	9	408	160	577
District 5		155	91	246
District 6		225	140	365
District 7	11	243	124	378
Total	20	1,737	839	2,596

66.9% of protected children were under 12 at time of entry.

Children on Cases with GAL Appointed

This chart displays the **total number of children involved** during FY2025 **in CP cases for which a GAL has been appointed**.

The **gray bars** represent children involved in cases that were **pending at the start** of the fiscal year. The **light blue bars** represent children who were **added to CP cases** during FY2025.

The numbers at the end of each bar represent the total number of protected children **with a GAL appointed**.

Children Pending at Start - GAL

Children Added - GAL

District	Missing DOB	Under 12	12 and Older	Total
District 1		211	68	279
District 2		69	31	100
District 3		423	173	596
District 4	4	406	154	564
District 5		155	89	244
District 6		225	140	365
District 7	11	236	120	367
Total	15	1,725	775	2,515

99.3% of children under 12 at time of entry **had a GAL appointed**.
92.4% of children 12 and older at time of entry **had a GAL appointed**.

Data Notes

This report reflects the age of the child at the time they were added to the CP case. This is either the filing date of the CP petition, or, for children born after the petition was filed, the date the child was added to the case.

Due to data entry error, Odyssey contains active CP cases with children over 18 years old. Children over 18 are excluded from this report.

Cases that have a current judgment prior to the start of FY2025 are excluded from this report.

For the purposes of this report, if a CP case has multiple protected children, and a GAL has been appointed at any time on the case, all protected children on the case are counted as having a GAL appointed.

Disclaimer: Compilation of this report requires interpretation and manual data entry. As a result, this report is not a substitute for the actual source documents and the Court cannot guarantee the complete accuracy of all information contained herein.

FY25 Financial Reports

The next pages contain the unaudited financial Profit and Loss (P&L) statements for each CASA/GAL Program during Fiscal Year 2025.

First Judicial District CASA Program, Inc.

Profit and Loss by Tag Group

July 2024 - June 2025

	TOTAL
Revenue	
6105 Contributions Income	
6110 With Donor Requests	
6110.10 Kids Closet Monetary Donation	8,460.00
6110.13 Advocate 1+	170.58
Total 6110 With Donor Requests	8,630.58
6115 Without Donor Restrictions	
6115.10 Individual	7,671.82
6115.20 Business	7,062.68
6115.30 Foundation (non grant)	11,250.00
Total 6115 Without Donor Restrictions	25,984.50
Total 6105 Contributions Income	34,615.08
6120 Fundraising Income	
6121 Idaho Gives	2,035.63
6122 Corporate Partner	29,311.66
6124 Uncorked	
6124.02 Admission Tickets	13,107.50
6124.03 Raffle Tickets	9,050.00
6124.04 Auction- LIVE & Silent	32,597.55
6124.05 Raise the Paddle	41,301.79
6124.06 Sponsors	12,000.00
Total 6124 Uncorked	108,056.84
6125 Holiday Appeal	11,964.26
6126 Purse Party	6,294.06
6128 5K SuperHero Run	11,052.78
6130 Superhero Society	19,600.15
6132 Golf Event	31,045.14
6134 Ray of Hope	
6134.03 Bonner ROH	5,175.89
6134.04 Benewah ROH	4,162.00
6134.06 Boundary ROH	2,851.41
Total 6134 Ray of Hope	12,189.30
Total 6120 Fundraising Income	231,549.82
6136 Grants - with Donor Restrictions	
6136.05 Other Grants - with Donor Restrictions	22,500.00
6136.07 ICDVVA - VOCA	138,481.30
6137 Idaho State Supreme Court - Restricted	52,556.04
6139 Budget Enhancement Request- Restricted	317,000.00
6143 Innovia (INWCF) - Equinox (Rural Counties)	12,000.00
Total 6136 Grants - with Donor Restrictions	542,537.34
6146 Grants - without Donor Restrictions	
6146.02 Idaho Supreme Court- without restrictions	83,046.00
6146.03 Budget Enhancement Request- Unrestricted	30,000.00

First Judicial District CASA Program, Inc.

Profit and Loss by Tag Group

July 2024 - June 2025

	TOTAL
Total 6146 Grants - without Donor Restrictions	113,046.00
6160 Interest Income	4,585.64
Sales	0.00
Total Revenue	\$926,333.88
GROSS PROFIT	\$926,333.88
Expenditures	
6210 Bad Debt	100.00
6215 Bank Service Charges	681.14
6215.02 Credit Card Processing Fees	3,216.43
Total 6215 Bank Service Charges	3,897.57
6235 Dues and Memberships	455.17
6240 Fundraising Expense	355.63
6240.01 Uncorked	35,726.63
6240.02 Purse Party	1,303.68
6240.06 ROH Bonner	1,489.88
6240.09 ROH Boundary	529.03
6240.35 5K SuperHero Run	997.39
6240.40 Golf Event	13,808.55
Total 6240 Fundraising Expense	54,210.79
6245 Insurance	
6245.02 General Liability Insurance	5,135.97
6245.03 Non-Profit Liability (D&O)	1,992.20
6245.04 Workers Compensation	6,307.96
Total 6245 Insurance	13,436.13
6250 Interest Expense	68.96
6255 Travel-Mileage/parking/airfare - Staff	7,716.87
6260 Nat/State Conference/Meetings	498.39
6270 Postage and Delivery	186.36
6275 Printing and Reproduction	669.88
6280 Staff Professional Development/Training	1,153.39
6285 Professional Fees	
6285.02 Accounting	6,620.00
6285.04 Auditing/Tax Prep	11,100.00
6285.06 Payroll Prep Fees	633.00
6285.08 Attorney/Court Fees	6,541.50
Total 6285 Professional Fees	24,894.50
6290 Program Expense	
6220 Board Expense	190.27
6290.02 Staff Appreciation	1,519.37
6315 Shredding Expense	169.94
6355 Bottled Water	262.87
6750 Meals-staff	1,051.70
6757 Partnering	835.00

First Judicial District CASA Program, Inc.

Profit and Loss by Tag Group

July 2024 - June 2025

	TOTAL
Total 6290 Program Expense	4,029.15
6300 Occupancy expense	6,717.00
6300.02 Equipment Rental & Insurance (Copier)	6,734.81
6300.03 Mortgage interest expense	2,935.16
6305.01 Housekeeping	2,235.00
6305.02 Building Maintenance	7,848.89
Total 6300 Occupancy expense	26,470.86
6320 Supplies (Office & Cleaning)	3,368.86
6320.01 Furniture/Equipment	2,236.33
Total 6320 Supplies (Office & Cleaning)	5,605.19
6325 Technology	
6325.01 Software; License & Fees	7,564.20
6325.03 Hardware	2,586.05
6325.05 Software	1,296.50
Total 6325 Technology	11,446.75
6335 Telephone/Internet	24,481.75
6345 Utilities	5,020.91
6350 Volunteer Expenses	
6350.02 Advocate Travel	3,458.60
6350.05 Advocate Appreciation & Retention	10,458.90
6350.03 Advocate Mental Health Services	480.00
6350.06 Advocate +1 Event	7,111.20
Total 6350.05 Advocate Appreciation & Retention	18,050.10
6350.08 Advocate Screening	1,012.82
6350.09 Advocate Training & Recruitment	4,645.64
Total 6350 Volunteer Expenses	27,167.16
6400 Kids Closet	80.43
6400.02 Kids Closet Purchases	9,674.88
6400.04 Kids Closet Postage	639.44
Total 6400 Kids Closet	10,394.75
6505 Payroll Expenses	
6510 Gross Wages	473,124.62
6510.06 Compensated Absences	9,629.38
6510.09 Bonuses	539.94
Total 6510 Gross Wages	483,293.94
6511 Employee Savings Plan	8,737.93
6512 Employee Medical Benefits	22,992.81
6515 Payroll Taxes	309.95
Company Contributions	0.00
Taxes	5,580.05
Federal Taxes (941/944)	30,490.13
ID Unemployment Tax	0.00
Total Taxes	36,070.18

First Judicial District CASA Program, Inc.

Profit and Loss by Tag Group

July 2024 - June 2025

	TOTAL
Total 6505 Payroll Expenses	551,404.81
Uncategorized Expense	0.00
Total Expenditures	\$773,309.34
NET OPERATING REVENUE	\$153,024.54
Other Revenue	
6156 In-kind Donations	
6156.01 Service donations	6,600.00
6156.03 Kids Closet	26,009.00
Total 6156 In-kind Donations	32,609.00
Gain/Loss on ICF Investment	5,889.64
Total Other Revenue	\$38,498.64
Other Expenditures	
6300.04 Depreciation Expense- building	20,259.00
6715 Amortization Expense	549.72
6730 In-kind Expenses	
6730.03 Kids Closet	38,677.00
Total 6730 In-kind Expenses	38,677.00
6731 Operating/Building/Maintenance Reserve	15,000.00
Total Other Expenditures	\$74,485.72
NET OTHER REVENUE	\$ -35,987.08
NET REVENUE	\$117,037.46

2ND JUDICIAL DISTRICT CASA PROGRAM

Profit & Loss

July 2024 through June 2025

	Jul '24 - Jun 25
Ordinary Income/Expense	
Income	
43400 · Direct Public Support	
43410 · Idaho GAL	81,458.96
43415 · Idaho Legislator EF	142,600.00
43440 · ICDVVA	57,950.10
43450 · Individ, Business Contributions	81,183.94
43460 · Non-Cash In Kind - Goods	8,332.50
43470 · Non-Cash In Kind - Services	50,272.00
43480 · Businesses, Individuals	0.00
Total 43400 · Direct Public Support	421,797.50
44800 · Indirect Public Support	
44825 · United Way Valley of the Sun	1,261.28
44830 · Moscow/Latah County UW	6,000.00
Total 44800 · Indirect Public Support	7,261.28
45000 · Investments	
45030 · Interest-Savings, Short-term CD	580.33
Total 45000 · Investments	580.33
47200 · Program Income	
47250 · Fund Raising Income - ID	36,540.69
Total 47200 · Program Income	36,540.69
Total Income	466,179.80
Expense	
60900 · Business Expenses	
60920 · Business Registration Fees	0.00
60930 · Bank Service Fees	9.18
Total 60900 · Business Expenses	9.18
62100 · Contract Services	
62110 · Auditing Accounting Fees	4,600.00
62120 · Contract Bookkeeping	3,725.00
62140 · Legal Fees	5,475.00
62150 · Other Outside Contract Services	0.00
Total 62100 · Contract Services	13,800.00
62800 · Facilities and Equipment	
62840 · Office Computer Maintenance	864.12
62850 · Rent - Building	19,200.00
62860 · Office Furniture & Equipment	3,025.80
62870 · Leased Property Insurance	0.00
62890 · Utilities	2,573.82
Total 62800 · Facilities and Equipment	25,663.74
63000 · Family-Victim Support	1,695.27
64000 · Programs & Promotions	
64010 · Advertising	1,953.20
64020 · Promotions Expense	0.00
64050 · Fund Raising Expenses	33,906.37
Total 64000 · Programs & Promotions	35,859.57

2ND JUDICIAL DISTRICT CASA PROGRAM

09/11/25

Profit & Loss

Accrual Basis

July 2024 through June 2025

	Jul '24 - Jun 25
65000 · Operations	
65010 · Dues & Publications	652.73
65020 · Postage, Delivery Service	232.00
65025 · Meals and Entertainment	31.07
65030 · Printing and Copying	148.70
65040 · Office Supplies	6,122.08
65050 · Telephone, Telecommunications	4,569.79
Total 65000 · Operations	11,756.37
65100 · Other Types of Expenses	
65120 · Insurance - Liability, D and O	4,181.34
65160 · Scholarships & Gifts	0.00
65170 · Non-Cash In Kind - Goods	50,272.00
65180 · Non-Cash In Kind - Services	8,332.50
Total 65100 · Other Types of Expenses	62,785.84
66000 · Salaries	129,898.78
66001 · Salary-Delva	67,381.97
66100 · Payroll Burden	
66102 · Employer FICA/Medicare Expense	14,949.42
66120 · Employer SUTA Expense	1,420.72
66140 · Workman Comp Insurance Expense	584.00
66100 · Payroll Burden - Other	25,836.00
Total 66100 · Payroll Burden	42,790.14
68300 · Staff Travel & Training	
68310 · Staff Travel & Training	6,477.02
68320 · Mileage	2,834.18
68330 · Staff Appreciation & Expenses	5,883.21
68300 · Staff Travel & Training - Other	0.00
Total 68300 · Staff Travel & Training	15,194.41
68400 · Volunteer Travel & Training	
68410 · Volunteer Training	467.58
68420 · Volunteer Mileage	999.86
68430 · Volunteer Expense & Appreciation	2,073.26
68440 · Volunteer Screening	394.00
68400 · Volunteer Travel & Training - Other	0.00
Total 68400 · Volunteer Travel & Training	3,934.70
69800 · Uncategorized Expenses	0.00
80002 · Penalties	0.00
Total Expense	410,769.97
Net Ordinary Income	55,409.83
Net Income	55,409.83

Third District Guardian ad Litem Program, Inc.

Profit and Loss by Tag Group

July 2024 - June 2025

	TOTAL
Revenue	
33000 Contributions	
33100 Contributions - Individual	40,412.30
33200 Contributions - Foundation	500.00
33400 Contributions - Business	3,093.01
33500 Contributions - Other	2,110.00
Total 33000 Contributions	46,115.31
35100 Fundraising	9,242.86
36000 Grant Revenue	
36100 ISC Grants - Restricted	353,978.00
36200 ISC Grants - Unrestricted	106,998.00
36300 Other Grants - Unrestricted	21,950.00
Other Grants - Restricted	55,000.00
VOCA Grant	110,815.49
Total 36000 Grant Revenue	648,741.49
37100 Interest Income	8,195.54
Total Revenue	\$712,295.20
GROSS PROFIT	\$712,295.20
Expenditures	
1000 Building Expenses	
1001 Rent	12.00
1002 Utilities	
1003 Gas & Power	1,968.99
1004 Water/Trash/Sewer	456.09
Total 1002 Utilities	2,425.08
1005 Office Equipment	1,483.98
1006 Office Equipment Lease	2,731.09
1007 Internet Expenses	1,434.08
1008 Telephone Expenses	4,386.08
1010 Insurance Expense	435.00
1012 Property & Liability Insurance	1,320.00
Total 1010 Insurance Expense	1,755.00
Total 1000 Building Expenses	14,227.31
2000 Administrative	
2001 Office Supplies	346.99
2002 Postage & Shipping	861.42
2003 Software and Licenses	4,770.82
Total 2000 Administrative	5,979.23
3000 Community Outreach	280.00
3001 Advertising and Marketing	3,653.08
3004 Internet Web Hosting	720.85
3005 Events	794.62
3006 Printing & Copying	324.60

Third District Guardian ad Litem Program, Inc.

Profit and Loss by Tag Group

July 2024 - June 2025

	TOTAL
3009 Mileage re Community Outreach Mgr	1,711.02
Total 3000 Community Outreach	7,484.17
3500 Development Expenses	41.79
3502 Donation Platform	892.00
3503 Hospitality for Community Outreach Mgr	71.31
3504 Annual Report Printing	1,182.65
3506 Web/Technology Services	23.17
3507 Fundraising	7,220.00
Total 3500 Development Expenses	9,430.92
4000 Volunteer Management	
4001 Background Checks/Fingerprints	1,561.70
4002 Volunteer Training	205.20
4003 Volunteer Hospitality	127.88
4004 Mileage Reimbursement	-18.00
4005 Volunteer Appreciation	124.48
4006 Volunteer Expenses	179.56
Total 4000 Volunteer Management	2,180.82
5000 Advocate Coordinating Expnses	
5001 Mileage Reimbursement	11,945.31
5002 Hospitality	60.10
5003 Foster Fund	1,215.25
Total 5000 Advocate Coordinating Expnses	13,220.66
58000 Payroll Expenses	
58100 Salaries & Wages	479,838.17
58200 Payroll Taxes	
58210 Medicare	6,898.97
58220 FICA	29,498.64
58230 SUTA	4,757.89
Total 58200 Payroll Taxes	41,155.50
58310 Health Insurance	52,803.04
58320 Worker's Comp Insurance	4,043.37
Company Contributions	
Health Insurance	0.00
Total Company Contributions	0.00
Taxes	3,039.14
Wages	35,630.56
Total 58000 Payroll Expenses	616,509.78
6000 Program Expenses	
6001 Contract Services	9,849.04
6002 Accounting Fees	2,161.35
6005 Tax Prep & Audit	5,900.00
Total 6001 Contract Services	17,910.39
6007 Staff Development	3,744.89

Third District Guardian ad Litem Program, Inc.

Profit and Loss by Tag Group

July 2024 - June 2025

	TOTAL
6018 Dues, Subscriptions & Memberships	810.00
6019 PayPal Fees	57.38
6021 Hospitality for ED	135.78
6022 Staff Appreciation	624.16
Total 6000 Program Expenses	23,282.60
Reimbursements	0.00
Total Expenditures	\$692,315.49
NET OPERATING REVENUE	\$19,979.71
Other Expenditures	
90000 Other Expenses	0.00
Total Other Expenditures	\$0.00
NET OTHER REVENUE	\$0.00
NET REVENUE	\$19,979.71

Statement of Activity

Family Advocates

July 1, 2024-June 30, 2025

DISTRIBUTION ACCOUNT	TOTAL
Income	
4000 Revenue from Direct Contributions	0
4010 Individual Contributions	134,088.68
4011 Background Check Donations	275.00
4020 Private Foundation	80,281.06
4030 Corporate Donation	10,940.30
Total for 4000 Revenue from Direct Contributions	\$225,585.04
4500 Revenue from government grants	0
4520 State / County Grants	\$275,716.73
4540 VOCA - State of Idaho Grant	217,152.03
4550 Idaho Supreme Court Grant Revenue	635,808.04
Total for 4520 State / County Grants	\$1,128,676.80
Total for 4500 Revenue from government grants	\$1,128,676.80
5200 Rental Income	58,583.79
5300 Revenue from investments	0
5310 Interest-savings/short-term investments	24,629.87
Total for 5300 Revenue from investments	\$24,629.87
5400 Revenue from Other Sources	0
5410 Misc. Revenue	1,557.59
5420 Reimbursement Background Check	925.00
Total for 5400 Revenue from Other Sources	\$2,482.59
5800 Special Events	0
5820 Special Events- 3rd Party Events	11,429.03
5830 Special Events - Auction	0
5832 Live	2,500.00
5834 Paddle Raise	10,699.55
5836 Special Events - Sponsorships	158,527.14
5839 Special Events - Registration/Ticket Sales	27,469.84
Total for 5830 Special Events - Auction	\$199,196.53
Total for 5800 Special Events	\$210,625.56
Services	3,000.00
Total for Income	\$1,653,583.65
Cost of Goods Sold	
Gross Profit	\$1,653,583.65

Statement of Activity

Family Advocates

July 1, 2024-June 30, 2025

DISTRIBUTION ACCOUNT	TOTAL
Expenses	
7200 Salaries & Related Expenses	0
7220 Salaries & Wages	1,021,152.05
7230 Pension Plan Contributions	21,280.23
7240 Employee Benefits - Not Pension	136,643.77
7250 Payroll Taxes, etc.	96,010.67
7260 Payroll Service Fees	3,579.71
Total for 7200 Salaries & Related Expenses	\$1,278,666.43
7500 Contract Service Expenses	0
7520 Accounting fees	23,828.17
7540 Professional fees - other	16,816.64
7560 Professional Contract Web/IT	19,254.08
Total for 7500 Contract Service Expenses	\$59,898.89
8100 Nonpersonnel expenses	0
8110 General (nonprogram) Supplies	1,608.35
8120 Event Expense	72,624.68
8130 Telephone & telecommunications	5,518.95
8140 Postage & shipping	785.61
8150 Computer Software	3,017.64
8160 Computer Hardware	105.99
8170 Printing & copying	5,030.14
8180 Books, subscriptions, references	75.00
8190 Internet/Web/Hosting fees	521.17
Total for 8100 Nonpersonnel expenses	\$89,287.53
8200 Facility & Equipment Expenses	0
8205 Rent expense	6,743.67
8206 Property Tax	10,318.54
8207 Property Management Fee	8,451.05
8210 Mortgage & other occupancy	84,169.86
8215 Building improvement & remodel	28,350.68
8220 Utilities	31,607.29
8230 Equipment rental & maintenance	285.00
8270 Depreciation Expense	14,116.00
Total for 8200 Facility & Equipment Expenses	\$184,042.09
8300 Travel & Meeting Expenses	0
8310 Transportation	23.00
8320 Meals-nonprogram related	205.49
8325 Staff Appreciation	2,492.16
8340 Airfare	1,284.97
8345 Auto Reimbursement	8,496.80
Total for 8300 Travel & Meeting Expenses	\$12,502.42

Statement of Activity

Family Advocates

July 1, 2024-June 30, 2025

DISTRIBUTION ACCOUNT	TOTAL
8400 Program Exp (Food, Supplies, Backg)	0
8410 Program Specific Supplies & Costs	21,189.51
8411 Books, Subscriptions	1,805.53
8415 Language Access Services	53.00
8425 Staff Development/Training	3,412.73
8430 Program Food and Meals	6,113.02
8435 Background Checks	2,693.88
8445 Volunteer Development/Training	3,780.00
8450 Volunteer Recognition	5,131.10
8455 Volunteer Recruitment	3,164.47
8470 Program Promotion & Advertising	2,079.62
Total for 8400 Program Exp (Food, Supplies, Backg)	\$49,422.86
8500 Insurance, Bank Fees, Dues, Other expenses	-\$0.12
8510 Directors & Officers Lia Insurance	11,590.00
8520 Membership dues - organization	1,372.75
8550 Bank & Merchant Fees	7,585.36
8590 Other Expenses	486.47
Total for 8500 Insurance, Bank Fees, Dues, Other expenses	\$21,034.46
8556 Interest Expense - Note Payable	0
8555 Interest expense	163.69
Total for 8556 Interest Expense - Note Payable	\$163.69
UNIDENTIFIED EXPENSE	1,718.44
Total for Expenses	\$1,696,736.81
Net Operating Income	-\$43,153.16
Other Income	
8610 Unrealized Gain / Loss on Investments	
8620 Realized Gain/Loss on Investments	-1,492.73
Total for Other Income	-\$1,492.73
Other Expenses	
Net Other Income	-\$1,492.73
Net Income	-\$44,645.89

FIFTH JUDICIAL DISTRICT CASA PROGRAM, INC.

08/25/25

Profit & Loss

Accrual Basis

July 2024 through June 2025

	Jul '24 - Jun 25
Ordinary Income/Expense	
Income	
Unrealized gain (loss) on inves	123.77
380 · Fundraiser	105,535.00
410 · Grants	
410.01 · State GAL Grant	406,520.00
Total 410 · Grants	406,520.00
4100.0 · Cash Contributions	
4100.1 · Contributions -Found/Agenc	200.00
4100.2 · Contributions - Individuals	51,585.96
4100.3 · Contributions - Other	6,213.57
Total 4100.0 · Cash Contributions	57,999.53
Total Income	570,178.30
Gross Profit	570,178.30
Expense	
500 · Office Expenses	
500.1 · Office Supplies	2,091.22
500.2 · Dues & Publications	1,434.00
500.4 · Postage & Delivery	934.10
500.5 · Printing & Reproduction	499.05
500.6 · Shredding & Recycling	100.00
Total 500 · Office Expenses	5,058.37
550 · Rental & Operation Leases	
550.1 · Office Rental	2,721.97
Total 550 · Rental & Operation Leases	2,721.97
600 · Computer Expense	
600.1 · Computer Supplies & Equipment	773.78
600.2 · Software & Licenses	2,923.55
600.4 · Web/ Technology Services	1,970.00
Total 600 · Computer Expense	5,667.33
625 · Misc. Expenses	
625.1 · Bank Charges and Fees	294.25
625.2 · Credit Card Processing Fees	2,038.08
625 · Misc. Expenses - Other	26.20
Total 625 · Misc. Expenses	2,358.53
6340 · Employee Benefits	
6340.1 · Health Insurance	49,464.24
Total 6340 · Employee Benefits	49,464.24
6560*OE · Payroll Expenses	
Taxes	26,267.20
Wages	350,988.58
Total 6560*OE · Payroll Expenses	377,255.78
66000 · *Payroll Expenses	8,745.00
664 · Professional Services	
664.1 · Bookkeeping/Accounting Expenses	1,040.00
664.2 · Audit Expenses	3,750.00
664.4 · Advertising & Marketing	3,885.15
Total 664 · Professional Services	8,675.15
66900 · *Reconciliation Discrepancies	3,737.35

5:40 PM

FIFTH JUDICIAL DISTRICT CASA PROGRAM, INC.

09/28/25

Profit & Loss

Accrual Basis

July 2024 through June 2025

	Jul '24 - Jun 25
725 · Insurances	
725.1 · Property & Liability Insurance	7,992.00
725.4 · Workers comp Insurance	2,044.00
Total 725 · Insurances	10,036.00
750 · Program Expense	
750.1 · Background Checks/ Fingerprint	978.48
750.2 · Volunteer Training	5,974.46
750.3 · Volunteer Expenses	3,378.26
750.3.1 · Recruitment	4,466.95
750.4 · Youth Expenses	5,167.75
750.5 · Fundraiser Expenses	29,915.79
Total 750 · Program Expense	49,881.69
800 · Employee Development	
800.1 · Staff Training	40.00
Total 800 · Employee Development	40.00
850 · Other Services	
850.1 · Repair & Maintenance Services	1,059.48
Total 850 · Other Services	1,059.48
900 · Travel Costs	
900.1 · Mileage	
900.11 · Staff Mileage	6,862.45
900.12 · Volunteer Mileage	12,591.21
Total 900.1 · Mileage	19,453.66
900.5 · Lodging	437.92
Total 900 · Travel Costs	19,891.58
950 · Communication Costs	
950.1 · Telephone Expenses	4,942.00
950.2 · Internet Expenses	600.00
Total 950 · Communication Costs	5,542.00
Total Expense	550,134.47
Net Ordinary Income	20,043.83
Other Income/Expense	
Other Income	
4830 · Unrealized Investment Gain/loss	10,801.11
Total Other Income	10,801.11
Other Expense	
Reconciliation Discrepancies	20.30
Total Other Expense	20.30
Net Other Income	10,780.81
Net Income	30,824.64

Statement of Activity
6TH JUDICIAL DISTRICT CASA PROGRAM, INC.
July 1, 2024-June 30, 2025

DISTRIBUTION ACCOUNT	TOTAL
Income	
CONTRIBUTIONS	0
Foundations/Organizations	8,798.33
Individual Donations	1,777.53
Total for CONTRIBUTIONS	\$10,575.86
FUNDRAISING	0
Golf Tournament	28,037.00
Guns & Hoses	5,321.00
Total for FUNDRAISING	\$33,358.00
GRANTS	0
Counties	43,500.00
Other Grants	29,000.00
State GAL Funding	388,492.04
United Way	12,499.95
Total for GRANTS	\$473,491.99
OTHER INCOME	0
Interest-	14,804.63
Total for OTHER INCOME	\$14,804.63
Total for Income	\$532,230.48
Cost of Goods Sold	
Gross Profit	\$532,230.48
Expenses	
COMMUNICATION COSTS	0
Telephone/Internet	9,835.40
Total for COMMUNICATION COSTS	\$9,835.40
EMPLOYEE DEVELOPMENT	\$1,571.93
Dues and Subscriptions	7,645.83
Staff Training	1,195.68
Total for EMPLOYEE DEVELOPMENT	\$10,413.44
MISCELLANEOUS EXPENSES	0
Advertising & Program Promotion	2,792.92
Attorney Expenses	456.32
Depreciation Expense	14,428.23
Fundraiser Expense	\$200.00
Golf Tournament	9,560.78
Guns & Hoses	281.74
Taco Bell	1,603.50
Total for Fundraiser Expense	\$11,646.02
Grant Purchases	333.90

Statement of Activity
6TH JUDICIAL DISTRICT CASA PROGRAM, INC.
July 1, 2024-June 30, 2025

DISTRIBUTION ACCOUNT	TOTAL
Insurance	0
Directors & Officers	354.50
Property & Liability	11,440.67
Total for Insurance	\$11,795.17
Various Misc Expenses	95.38
Total for MISCELLANEOUS EXPENSES	\$41,547.94
OFFICE & ADMIN SUPPLIES	0
Board Expenses	190.68
Postage and Delivery	728.51
Printing and Reproduction	733.07
Supplies-Office	3,156.45
Supplies - Other	468.12
Total for OFFICE & ADMIN SUPPLIES	\$5,276.83
OPERATING EXPENSES	0
OTHER SERVICES	\$148.00
Lawn Mowing & Snow Removal	277.00
Maintenance and Repair	1,137.86
Office Equipment/Software	5,645.35
Total for OTHER SERVICES	\$7,208.21
PROFESSIONAL SERVICES	0
Review/audit/tax return	8,900.00
Total for PROFESSIONAL SERVICES	\$8,900.00
Total for OPERATING EXPENSES	\$16,108.21
PAYROLL EXPENSES	0
EMPLOYEE BENEFITS	0
Health Insurance	17,928.88
Retirement Benefits	4,115.90
Workmen's Comp	3,726.00
Total for EMPLOYEE BENEFITS	\$25,770.78
PAYROLL TAXES	-\$4,300.28
FICA & MC	21,836.86
SUTA	1,975.23
Total for PAYROLL TAXES	\$19,511.81
SALARIES & WAGES.	0
Salaries & Wages-Employees	285,429.89
Vacation Expense	2,703.47
Total for SALARIES & WAGES.	\$288,133.36
Total for PAYROLL EXPENSES	\$333,415.95
Reimbursements	

Statement of Activity
6TH JUDICIAL DISTRICT CASA PROGRAM, INC.
July 1, 2024-June 30, 2025

DISTRIBUTION ACCOUNT	TOTAL
RENT & OPERATING LEASES	0
Copier Lease	1,322.83
Soda Springs Office	3,025.00
Total for RENT & OPERATING LEASES	\$4,347.83
TRAVEL COSTS	0
Lodging	2,695.31
Meals	533.06
Vehicle Expenses	382.19
Total for TRAVEL COSTS	\$3,610.56
UTILITIES	0
Gas and Electric	3,013.98
Water/Sewer/Garbage	1,143.01
Total for UTILITIES	\$4,156.99
VOLUNTEER SERVICES	0
Fingerprints/Background Checks	1,271.00
Volunteer Expenses	465.15
Volunteer Recognition	4,384.19
Volunteer Training	2,432.91
Total for VOLUNTEER SERVICES	\$8,553.25
Total for Expenses	\$437,266.40
Net Operating Income	\$94,964.08
Other Income	
Other Expenses	
Net Other Income	0
Net Income	\$94,964.08

Statement of Activity - FY25
JUDICIAL DISTRICT VII CASA PROGRAM, INC.
July 1, 2024-June 30, 2025

DISTRIBUTION ACCOUNT	TOTAL
Income	
Contributions	103,050.01
Counties	25,250.00
Fundraising	\$1,131.60
GAL - Supreme Court Allocation	297,400.05
Grants	0
Idaho Community Foundation	4,000.00
INL	7,500.00
Mountain View Charities	10,000.00
Rocky Mountain Power	2,000.00
Taco Bell Foundation	25,400.00
Total for Grants	\$48,900.00
Refunds	7.00
Reimbursements	85.50
Total for Income	\$475,824.16
Cost of Goods Sold	
Gross Profit	\$475,824.16
Expenses	
Brokerage fees	7,912.85
Communication Costs	0
Telephone/Internet	5,099.79
Total for Communication Costs	\$5,099.79
Depreciation Expense	7,850.40
Equipment	1,059.71
Insurance	14,872.43
Miscellaneous	89.18
Office Expense	0
Dues and memberships	321.00
Licenses and Software	5,466.50
Postage and Delivery	164.65
Printing and Reproduction	1,512.75
Repairs and Maintenance	2,530.62
Shredding & Recycling	130.00
Supplies	1,690.87
Total for Office Expense	\$11,816.39
Payroll Expenses	0
Company Contributions	0
Retirement	5,324.49
Total for Company Contributions	\$5,324.49
Taxes	17,570.51

Statement of Activity - FY25
JUDICIAL DISTRICT VII CASA PROGRAM, INC.
July 1, 2024-June 30, 2025

DISTRIBUTION ACCOUNT	TOTAL
Wages	229,896.86
Total for Payroll Expenses	\$252,791.86
Professional Fees	0
Audit - Accounting	1,250.00
Total for Professional Fees	\$1,250.00
Program Expense	0
Advertising	9,900.00
Auto- maintenance and gas	3,616.42
Background Check	438.75
Fundraising Expense	665.30
Mileage Reimbursment	0
Staff Mileage	2,838.81
Total for Mileage Reimbursment	\$2,838.81
Partnering	78.08
Program Promotion	1,917.11
Staff meetings/appreciation	468.14
Staff Trainings and meetings	0
airfare/mileage	2,230.91
Lodging	2,421.84
Meals	315.77
Registration	2,685.00
Total for Staff Trainings and meetings	\$7,653.52
Volunteer Recognition	2,614.87
Volunteer Train and Recruit	1,010.98
Youth Expenses	1,904.51
Total for Program Expense	\$33,106.49
Rent	23,034.00
Total for Expenses	\$358,883.10
Net Operating Income	\$116,941.06
Other Income	
Interest Income	3,319.61
Realized gain of securities	32,211.07
Unrealized gain/loss on securit	30,575.22
Total for Other Income	\$66,105.90
Other Expenses	
Net Other Income	\$66,105.90
Net Income	\$183,046.96

DISTRICT ONE – Coeur d’Alene

Executive Director: Anissa Brady

1417 North 4th Street
Coeur d’Alene, Idaho 83814

(208) 929-5411
www.northidahocasa.org

DISTRICT TWO – Lewiston

Executive Director: Zenita Delva

Mailing Address:
P.O. Box 1463
Lewiston, Idaho 83501

Physical Address:
1229 Main Street, Suite 101
Lewiston, Idaho 83501

(208) 746-3378
www.district2casa.com

DISTRICT THREE – Caldwell

Executive Director: Elisha Horrocks

Mailing Address:
PO Box 789
Caldwell, ID 83606

Physical Address:
304 N. Kimball Ave.
Caldwell, Idaho 83605

(208) 459-9969
www.casaofswidaho.org

DISTRICT FOUR– Garden City

Director of Programs: Maggie Thompson

9777 W. Chinden Blvd.
Garden City, Idaho 83714

(208) 923-1574
www.familyadvocates.org

DISTRICT FIVE – Twin Falls

Executive Director: Tahna Barton

P.O. Box 2918
Twin Falls, Idaho 83303

(208) 324-6890
www.5thcasaidaho.org

DISTRICT SEVEN – Idaho Falls

Executive Director: Stacy McAlevy

756 Oxford Drive
Idaho Falls, Idaho 83401

(208) 523-6525
www.casa7.org

DISTRICT SIX – Pocatello

Executive Director: Lesli Schei

836 E Center, Suite A
Pocatello, Idaho 83201

(208) 232-2272
www.casa6id.org



FY2025 Idaho Statewide Guardian ad Litem Legislative Report