



Give a child hope.



**FY2022 Idaho Statewide Guardian
ad Litem Legislative Report**



"Judges in Idaho are called upon daily to make life-changing decisions for children and their families. Having a volunteer GAL from the community who conducts their own independent investigation into the circumstances of a child and then advocates for the child's best interests based on what they have learned is an invaluable source of information for the courts to use in making these life-altering decisions. I am very grateful to have a strong CASA program and their roster of dedicated and passionate volunteer GALs to partner with in helping and protecting Ada County's most vulnerable children."

**Judge Andrew Ellis
Ada County Magistrate**

Table of Contents

GAL/CASA Volunteer Impact To Children/Youth in Idaho	Page 3
Research that Supports the Effectiveness of GAL/CASA Best Interest Advocacy	Page 6
Funding for Guardian ad Litem/Court Appointed Special Advocates Programs in Idaho	Page 8
Duties of GAL/CASA Volunteers	Page 9
Idaho’s Judicial District Guardian ad Litem (GAL) Program Data	Page 13
State of Idaho Judicial Branch / Administrative Office of the Courts Data	Page 16
FY2022 Financial Reports	Page 17

GAL/CASA Volunteer Impact To Children/Youth in Idaho

GAL/CASA programs are of, and for the community.

Across Idaho, there are 7 GAL/CASA programs doing the hands-on work of recruiting, training and supervising GAL/CASA volunteers to advocate for children and families involved in the child welfare system and improve their well-being in all 44 counties in Idaho. These programs provide ongoing support and coaching for volunteers and develop innovative ways to make a difference for children, families and the community.

GAL/CASA volunteers support children and families involved in the child welfare system.

GAL/CASA volunteers stay by the child's side throughout the duration of the case, supporting them and their family. GAL/CASA volunteers advocate first for reunification when safe and possible, and work to keep children connected to their family and community of origin. They focus on facilitating nurturing relationships for the child and helping to find, engage and strengthen a support network for the child and family. The goal is to help achieve permanency, preferably reunification or adoption by relatives when safe and possible. If reunification is not safe or possible, GAL/CASA volunteers will advocate for the child to be adopted by, or live with, other relatives or family friends. If that is also not possible, GAL/CASA volunteers will work towards adoption by a non-relative.

During the last fiscal year, the seven GAL/CASA Programs of Idaho served **2904** unique children/youth; trained **188** new GAL/CASA volunteers, and appointed **728** amazing volunteers to represent the best interest of Idaho's children who have suffered abuse, neglect, or abandonment. As you will see in the following pages, the numbers are just the beginning. Our GAL/CASA volunteers enhanced the lives of the children they served by improving outcomes around safety, permanency, and well-being. The GAL/CASA programs and their staff routinely go above and beyond what is written in statute and Idaho Code to ensure the needs of the children/youth appointed to our programs are being met. Each GAL/CASA Program in Idaho collects donations from local community members. These donated items are routinely distributed to the children/youth and family being served. Donation items include but are not limited to hygiene products, diapers, baby wipes, backpacks, school supplies, books, toys, blankets, and stuffed animals. Furthermore, the GAL/CASA programs encourage volunteers and staff to be active community members surrounding child welfare topics sitting on many local boards, tasks forces, and committees.



Our Mission:

It is the mission of all seven Idaho CASA/GAL Programs to support and promote court-appointed volunteer advocacy so every child in Idaho who has experienced abuse or neglect can have a safe, permanent home and the opportunity to thrive. We know children do best when they can safely remain with their parents or with other family members. That's why Idaho's CASA/GAL volunteers commit to strengthening families in their ability to care for and protect their children while advocating for the child's best interest.

In FY22, 978 children were reunified with a parent, had custody granted to a relative, or were adopted by a relative.

Thank you to all of Idaho's GAL/CASA volunteers who fearlessly support this mission. Thank you to GAL/CASA staff for never losing hope. And thank you to our stakeholders for supporting the GAL/CASA programs in FY2022.

CASE OUTCOMES FY22	
Reunified with a parent	802
Adoption (Relative)	91
Adoption (Non-relative)	120
Aged-Out	33
Guardianship	85
Other	103
Total	1,234

GAL/CASA FY2022 IMPACT IN NUMBERS

2437

Total number of Idaho's children/youth served by **GAL/CASA volunteers**

No child/youth appointed to a program went unserved in FY2022!

728

Total number of GAL/CASA volunteers in Idaho

206

Number of Pro Bono attorneys supporting GAL/CASA Programs in the 4th, 6th, & 7th districts

\$1,187.64

Cost to serve one child/youth

81%

FY22 GAL/CASA Programs Volunteer Retention Rate

3

Average # Children served by one GAL/CASA Volunteer

"My husband and I have fostered children in Idaho for over 20 years, and have come to deeply appreciate the invaluable contribution of CASA workers. Children, especially foster children, can always use one more adult that cares about them. We really appreciate the interest CASA volunteers take in the foster children in our care. CASA volunteers meet with them in our home, at school, and at their bio family's home. They work to develop a good relationship with the children and their bio parents. It is clear that they care about these children and want what is best for them. Because they visit the children in different settings, CASA volunteers get a chance to see the bigger picture. In many cases, it is the CASA volunteer that catches disconcerting behavior of the bio parents. Or a negative change in behavior after the children have gone to a different foster family or back home. Sometimes a CASA volunteer speaks plainly to the bio parents in a way that helps them understand what is expected of them, which is also a positive expression of concern. Most of all, I am grateful for another adult who is looking out for the children, hoping good things for them, and making sure that they are in the best situation possible. I am so grateful that this is how they choose to volunteer their time."

Dawn Pulsipher
District 7 Foster Parent



Research that Supports the Effectiveness of GAL/CASA Best Interest Advocacy

As members of the NCASA network, each of the GAL/CASA Programs in Idaho is committed to using fact-based knowledge to evaluate the effectiveness of their best interest advocacy. Many independent academic studies have been conducted, and below is a summary of the results:

- A child with a GAL/CASA volunteer has **significantly fewer placements** than a child without a GAL/CASA volunteer.
- GAL/CASA involvement was associated with approximately one-third fewer foster care placements as well as significant reductions in time children spent in out-of-home placements.
- Judges report the impact of GAL/CASA volunteers is most pronounced in **"promoting long-term well-being"** (92.2%), followed by **"appropriate services to child and family"** (83%) and **"psychological well-being"** (79.9%).

- Outcomes for child victims of abuse and neglect are greatly improved when their representation includes the appointment of a GAL/CASA volunteer. These outcomes include children at the court who are ordered **more services, and cases that are more likely to be permanently closed.**
- Children report **significantly higher levels of hope** because they have a GAL/CASA volunteer who cares about them, who they can talk to, and who listens and understands.

Source of all above: National CASA Association.

“

As a former Child Protection Prosecutor, I have witnessed first-hand the value CASA provides to the children in our community. I have worked with hundreds of CASA-trained Guardians ad Litem over the years and can't emphasize enough the important role they play in a child protection case. These volunteers conduct independent investigations and provide invaluable input to the court regarding the best interests of our children—children who are the most vulnerable and would often be voiceless in this process. Understanding the importance of the CASA Program and its impact on children in the foster care system, I now work with CASA as a pro bono attorney."

Donna Case, Pro Bono Attorney

”

NCASA member programs adhere to a core model, operate under a national set of standards, receive quality assurance reviews, and seek to be highly effective local programs within the seven judicial districts of Idaho. As part of this, we follow a robust national training curriculum that complies with reporting requirements, extensive and ongoing Criminal History Check (accordance with ICAR 47), and are overseen by local and national governance.

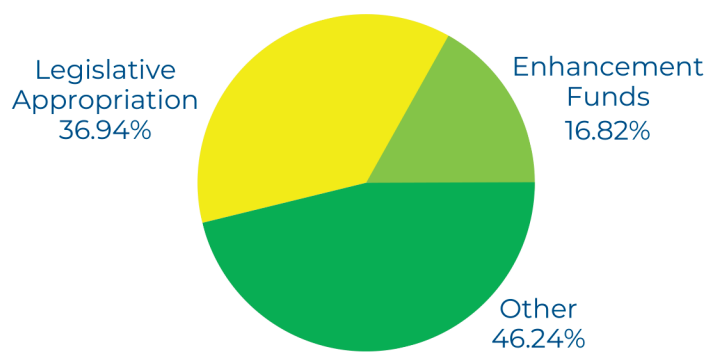


Funding for Guardian ad Litem/Court Appointed Special Advocates Programs in Idaho

Since 2005, the Idaho Supreme Court has acted as the grant administrator for the Guardian ad litem account, pursuant to §I.C. 16-1638. Funds from the account were allocated to GAL Programs using two separate formulas for two distinct appropriations approved by the Idaho Legislature. The original General Fund appropriation approved by the Legislature was in the amount of \$625,000. Through efforts of the seven GAL programs in FY2018, the Legislature approved a second General Fund appropriation in the amount of \$467,500 to be explicitly used to recruit, train and retain GAL volunteers. Combined, these grants total \$1,092,500, minus grant administrator costs.

How programs are funded:

- Grants;
- Private Contributions and Donations;
- County Allocations;
- Fundraising Activities;
- Legislative Appropriation;
- Enhancement Funds.



Duties of GAL/CASA Volunteers

Per Idaho Code §16-1633

Subject to the direction of the Court, the Guardian ad Litem shall advocate for the best interests of the child and shall have the following duties, which shall continue until resignation of the Guardian ad Litem or until the Court removes the Guardian ad Litem or no longer has jurisdiction, whichever first occurs:

- To conduct an independent factual investigation of the circumstances of the child, including, without limitation, the circumstances described in the petition.
- To file with the Court prior to any adjudicatory, review, or permanency hearing a written report stating the results of the investigation, the Guardian ad Litem's recommendations and such other information as the Court may require. In all post-adjudicatory reports, the Guardian ad Litem shall inquire of any child capable of expressing his or her wishes regarding permanency and, when applicable, the transition from foster care to independent living and shall include the child's express wishes in the report to the Court. The Guardian ad Litem's written report shall be delivered to the Court, with copies to all parties to the case at least five (5) days before the date set for the hearing. The report submitted prior to the adjudicatory hearing shall not be admitted into evidence at the hearing and shall be used by the Court only for disposition if the child is found to be within the purview of the act.
- To act as an advocate for the child for whom appointed at each stage of proceedings under this chapter. To that end, the Guardian ad Litem shall participate fully in the proceedings and to the degree necessary to adequately advocate for the child's best interests, and shall be entitled to confer with the child, the child's siblings, the child's parents and any other individual, or entity having information relevant to the child protection case.
- To monitor the circumstances of a child and to assure that the terms of the Court's orders are being fulfilled and remain in the best interest of the child.
- To maintain all information regarding the case confidential and to not disclose the same except to the Court or to other parties to the case.
- Such other and further duties as may be expressly imposed by the court order.





A GAL/CASA volunteer works to ensure a child's best interest is being met by:

- Identifying and addressing risks to the child's safety and well-being,
- Identifying supportive people in the child's life that they can work with to promote safety and well-being for the child during their time in care,
- Ensuring appropriate physical and mental health assessments are completed and that the child's needs are understood by the family and everyone involved in the case through a trauma-informed approach, and
- Verifying educational assessments are completed and educational supports are in place.
- GAL/CASA volunteers advocate for the best interest of a child and make informed recommendations for the child's physical and emotional well-being to the judge.
- GAL/CASA volunteers stay by a child's side throughout the case, advocating first for reunification when safe and possible. If reunification is not safe or possible, GAL/CASA volunteers will advocate for the child to be adopted by, or live with, other relatives or family friends. If that is also not possible, GAL/CASA volunteers will work towards adoption by a non-relative. No matter what, GAL/CASA volunteers will keep in contact with the support network until the case closes so that everyone continues to put the child's best interests first.
- A GAL/CASA volunteer is a consistent presence in a child's life while working collaboratively with others involved in the case.



“CASA's input in Child Protection Act cases is invaluable in determining what is in the best interests of the child and if the child can be safely returned home. Due to the diligent work of CASA volunteers, needs of children and families are assessed and potential resources to meet those needs are quickly identified.”

**Judge Tera Harden
Bonner County**



Our GAL/CASA volunteers are community members working collaboratively to support children and families involved in the child welfare system. Our volunteers come from different backgrounds, neighborhoods and communities just like the kids they serve.

Each volunteer gets to know the child, parents and their family. By getting to know the parents and family, we can better serve the children and help make sure everyone has what they need to heal and thrive.

GAL/CASA volunteers provide information through court reports and testimony and make recommendations in the child's best interest to the judge to help them make informed decisions. CASA volunteers help maintain a sense of urgency to all children's cases and recognize that permanency (both legal and relational) is essential to well-being.



Idaho's Judicial District Guardian ad Litem (GAL) Program Data

Report to the Idaho Legislature for FY2022

Services provided are per Idaho Code §16-1632, §16-1633, §16-1634, and Idaho Juvenile Rule 35.

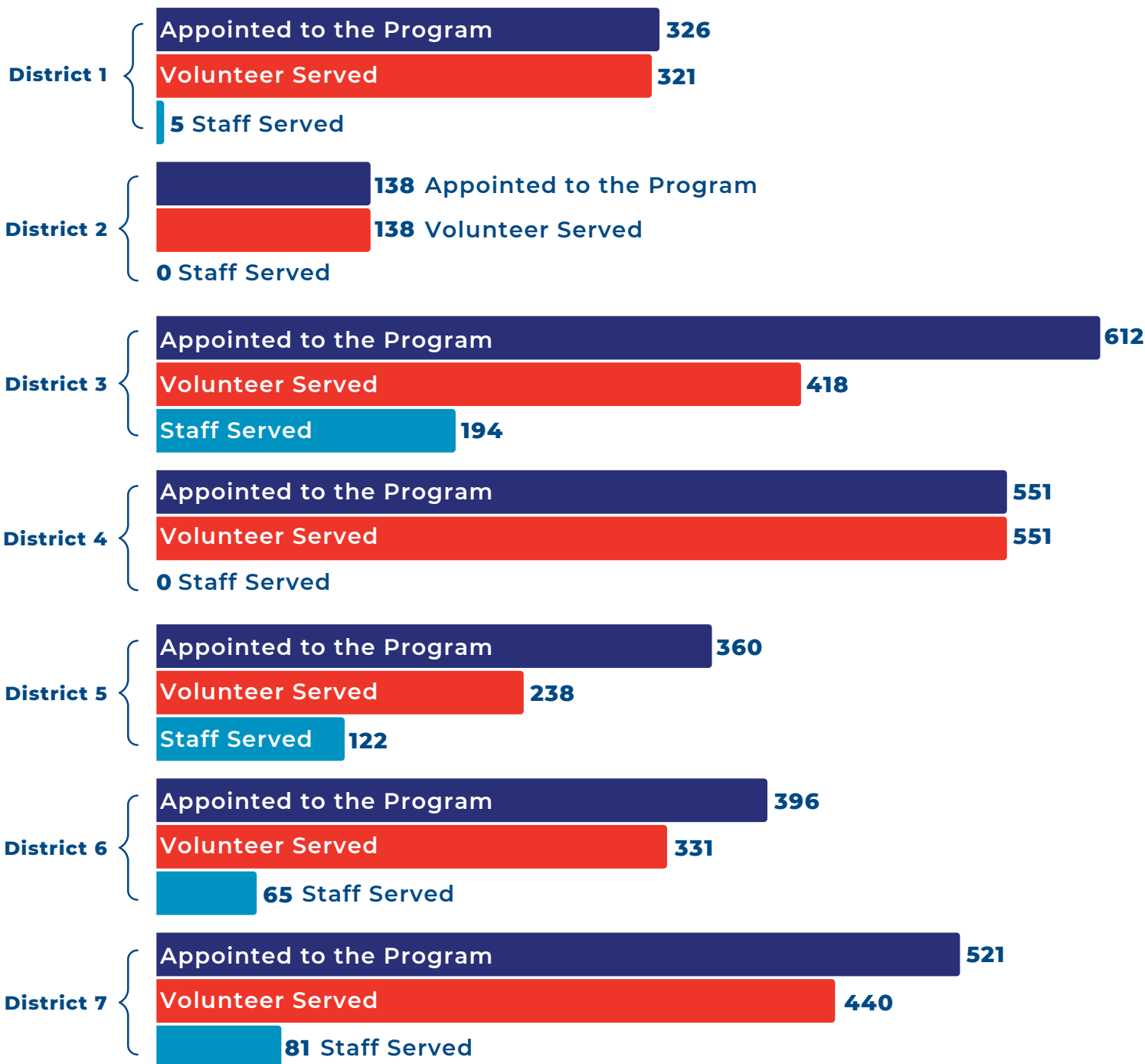
CHILDREN SERVED

Every child/youth appointed to a GAL/CASA program was served in FY2022.

2,904 children and youth were appointed to a GAL/CASA Program

2,437 children and youth were served by a GAL/CASA Program Volunteer

467 children and youth were served by GAL/CASA Program staff

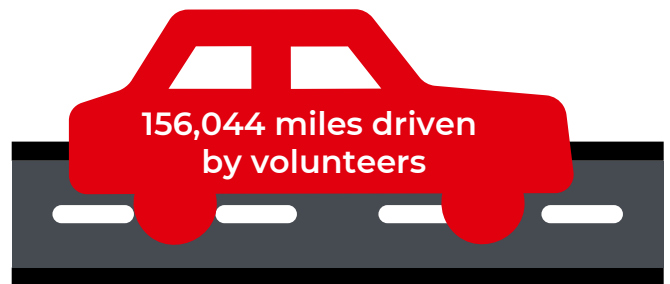
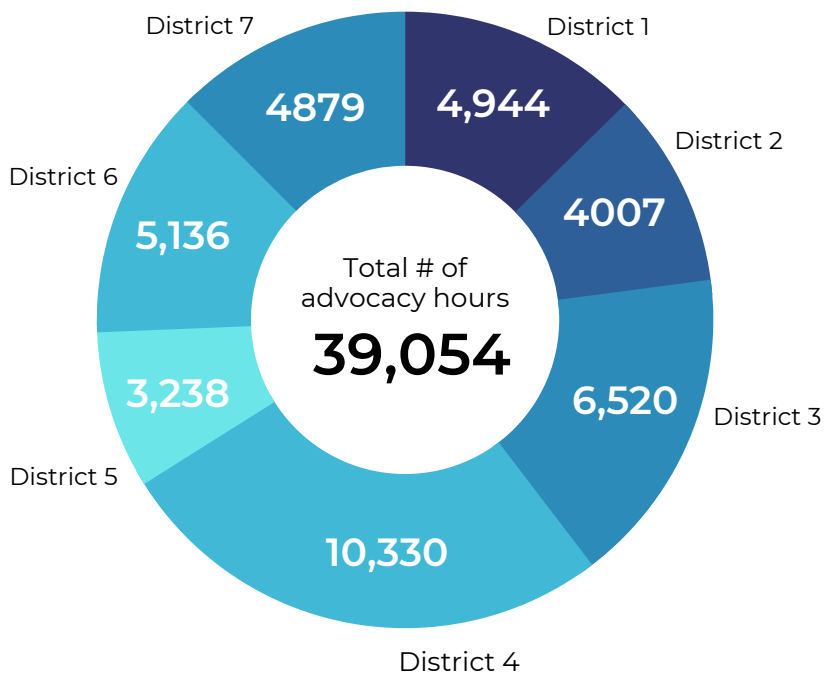
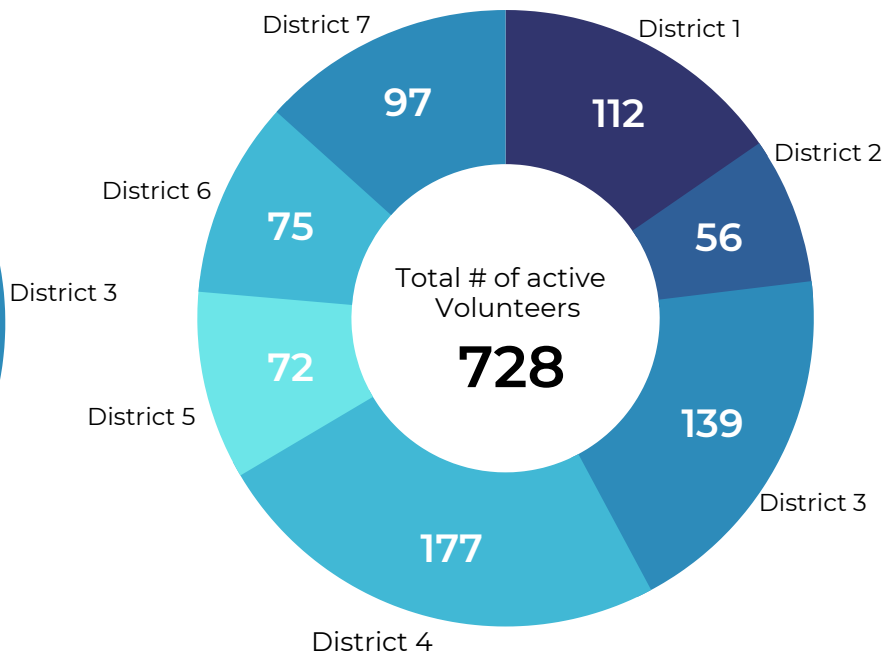
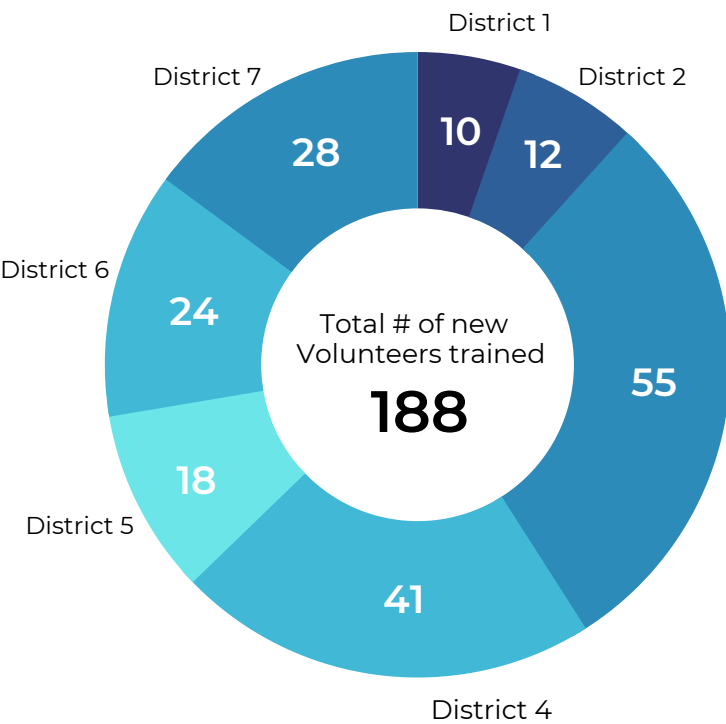


“The Guardians ad Litem are an indispensable part of the Child Protection process. They are a strong clear voice, and a powerful advocate for the best interests of children who are often too young to advocate for themselves. I know I can count on the GALs to be our court partners and be the boots on the ground to ensure that children aren’t slipping through the cracks. The GAL program essentially gives every child who has endured trauma a designated best friend, who will be there for them, will support them, and see things through for them until that case closes.”

**Jessica Partridge, Deputy Attorney General
Region 4 Health and Human Services Division**



ADVOCATES BY THE NUMBERS



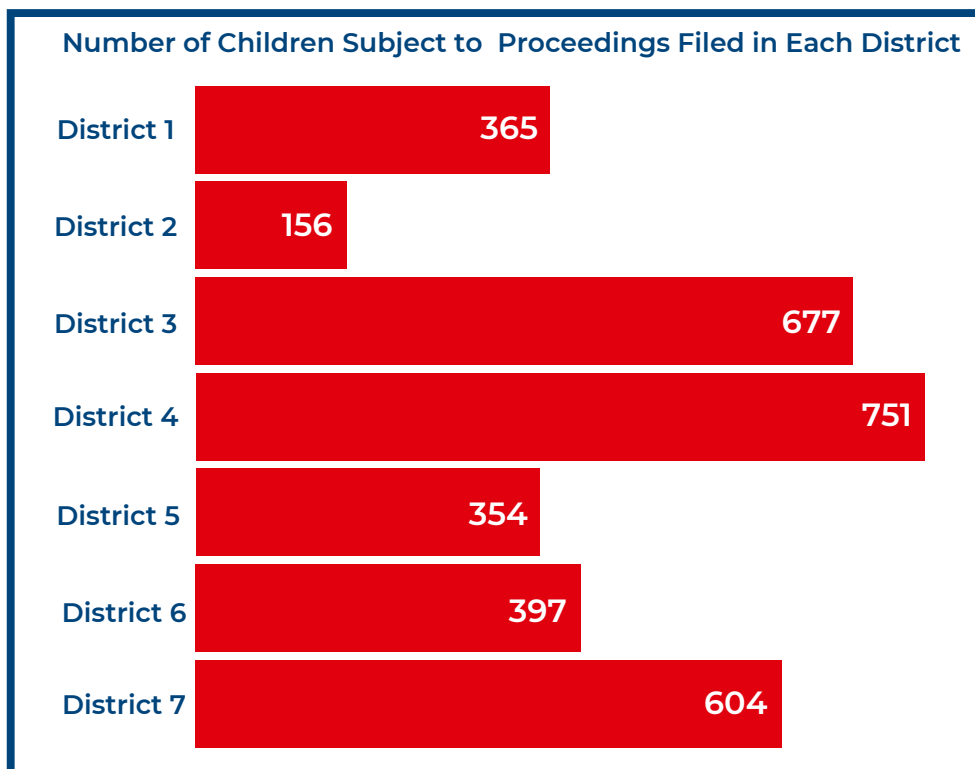
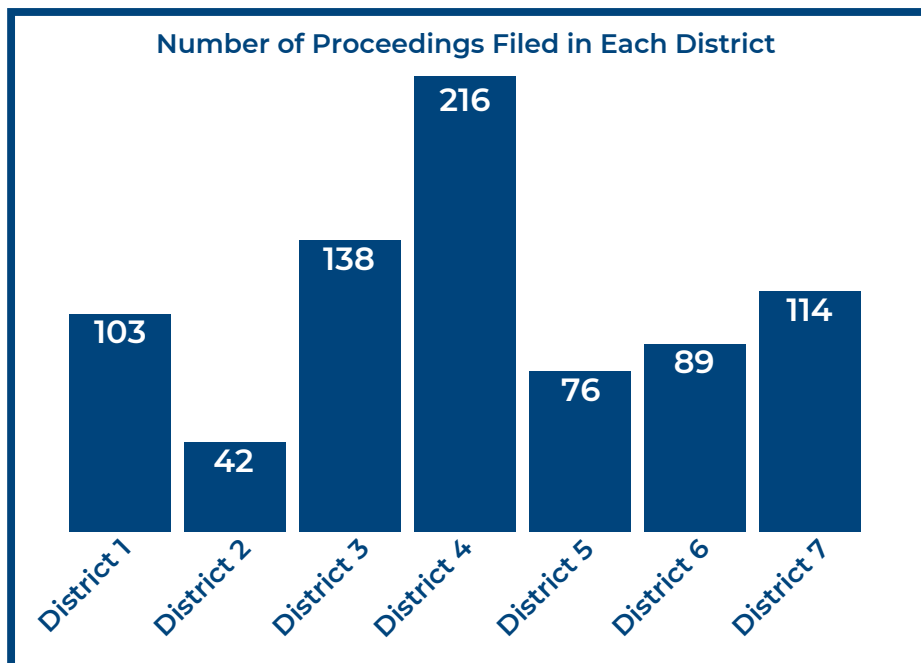
"I believe being a CASA Volunteer is the most rewarding volunteer opportunity that I can do! Where else would I be able to make a difference in the lives of abused and neglected children who need a voice in my community."

Melanie Brown
District 7 CASA Volunteer

Individual GAL/CASA Programs were solely responsible for providing their data for this report and thus are responsible for the accuracy of their program's data.

State of Idaho Judicial Branch / Administrative Office of the Courts Data

In accordance with Idaho Code 16-1632 (2), the Idaho CASA Programs are submitting: the number and type of proceedings filed in the district under this chapter, the number of children subject to proceedings in the district under this chapter. This information is provided to the CASA/GAL Programs by the State of Idaho Judicial Branch / Administrative Office of the Courts.



FY21 Financial Reports

The next pages contain the unaudited financial Profit and Loss (P&L) statements for each CASA/GAL Program during Fiscal Year 2022.

First Judicial District CASA Program, Inc.

Statement of Activity

July 2021 - June 2022

	TOTAL
Revenue	
6105 Contributions Income	
6110 With Donor Restrictions	
6110.10 Kids Closet Monetary Donation	10,127.48
6110.12 Learning Lab	2,317.50
6110.13 Advocate 1+	2,500.00
Total 6110 With Donor Restrictions	14,944.98
6115 Without Donor Restrictions	
6115.10 Individual	5,000.00
6115.20 Business	5,489.95
6115.30 Foundation (non grant)	2,000.00
Total 6115 Without Donor Restrictions	12,489.95
Total 6105 Contributions Income	27,434.93
6120 Fundraising Income	
6120.5 Capital Campaign	11,800.00
6121 Idaho Gives	2,015.00
6122 Corporate Partner	48,000.00
6123 Coeur d CASA	12,500.00
6124 Uncorked	
6124.02 Admission Tickets	21,350.00
6124.03 Raffle Tickets	8,350.00
6124.04 Auction- LIVE & Silent	37,940.00
6124.05 Raise the Paddle	45,000.00
6124.06 Sponsors	11,900.00
Total 6124 Uncorked	124,540.00
6125 Holiday Appeal	17,416.20
6126 Purse Party	7,405.01
6128 5K Foot Pursuit	12,206.72
6130 Superhero Society	20,391.53
6132 Golf Event	18,620.48
6134 Ray of Hope	
6134.02 Coeur d'Alene ROH	15,077.90
6134.04 Sandpoint ROH	12,200.00
6134.05 St Maries ROH	6,852.00
6134.06 Silver Valley ROH	1,350.00
Total 6134 Ray of Hope	35,479.90

	TOTAL
6135 Intimate	
6135.2 Shoshone County	3,056.74
6135.5 Bonner County	3,807.00
6135.6 Kootenai County	175.00
Total 6135 Intimate	7,038.74
Total 6120 Fundraising Income	317,413.58
6136 Grants - with Donor Restrictions	
6136.05 Other Grants - with Donor Restrictions	43,449.00
6136.07 ICDVVA - VOCA	232,492.48
6137 Idaho State Supreme Court - Restricted	82,605.00
6139 Budget Enhancement Request- Restricted	183,100.00
6142 Innovia (INWCF) Foundation	18,586.47
6145.01 Rotary Club of CDA	2,000.00
Total 6136 Grants - with Donor Restrictions	562,232.95
6146 Grants - without Donor Restrictions	
6146.02 Idaho Supreme Court- without restrictions	103,790.04
Total 6146 Grants - without Donor Restrictions	103,790.04
6160 Interest Income	26.75
Total Revenue	\$1,010,898.25
GROSS PROFIT	\$1,010,898.25
Expenditures	
6205 Advertising/Program Promotion	1,050.00
6215 Bank Service Charges	
6215.02 Credit Card Processing Fees	3,022.32
Total 6215 Bank Service Charges	3,022.32
6235 Dues and Subscriptions	1,966.99
6240 Fundraising Expense	
6240.01 Uncorked	21,956.87
6240.02 Purse Party	841.29
6240.06 ROH Coeur d'Alene	5,572.13
6240.08 ROH Sandpoint	1,000.64
6240.09 ROH Silver Valley	175.00
6240.30 Holiday Appeal	109.00
6240.35 5K Foot Pursuit	2,070.80
6240.40 Golf Event	8,219.18
6240.41 NIC Wemple Foundation contribution	3,000.00
Total 6240.40 Golf Event	11,219.18
Total 6240 Fundraising Expense	42,944.91
6245 Insurance	
6245.02 Liability Insurance	5,325.05
6245.04 Workers Compensation	4,431.50
Total 6245 Insurance	9,756.55
6250 Interest Expense	19.91
6255 Travel-Mileage/parking/airfare - Staff	3,612.73
6260 Nat/State Conference/Meetings	8,269.85
6270 Postage and Delivery	439.02

	TOTAL
6275 Printing and Reproduction	734.01
6280 Staff Professional Development/Training	3,366.33
6770 Staff Retreat	1,192.54
Total 6280 Staff Professional Development/Training	4,558.87
6285 Professional Fees	
6285.01 Rural Trainer	5,006.48
6285.02 Accounting	6,050.00
6285.04 Auditing	5,750.00
6285.08 Attorney/Court Fees	1,400.00
Total 6285 Professional Fees	18,208.48
6290 Program Expense	252.53
6290.02 Staff Appreciation	1,443.94
6290.03 Learning Lab Tutor	2,442.50
6315 Shredding Expense	227.75
6355 Bottled Water	33.88
6750 Meals-staff	830.82
6757 Partnering	566.76
Total 6290 Program Expense	5,798.18
6300 Occupancy expense	8,825.00
6300.02 Equipment Rental & Insurance (Copier)	7,080.68
6300.03 Mortgage interest expense	13,269.28
6305.01 Housekeeping	1,440.00
6305.02 Maintenance	5,008.37
Total 6300 Occupancy expense	35,623.33
6320 Supplies (Office & Cleaning)	2,019.00
6325 Technology	
6325.01 Software; License & Fees	7,017.10
6325.03 Hardware	2,856.05
Total 6325 Technology	9,873.15
6335 Telephone/Internet	20,215.28
6345 Utilities	4,692.49
6350 Volunteer Expenses	
6350.02 Advocate Mileage	2,859.04
6350.05 Advocate Appreciation & Retention	3,024.52
6350.03 Advocate Mental Health Services	2,110.00
6350.06 Advocate +1 Event	5,927.78
Total 6350.05 Advocate Appreciation & Retention	11,062.30
6350.08 Advocate Screening	4,754.22
6350.09 Advocate Training & Recruitment	3,391.34
Total 6350 Volunteer Expenses	22,066.90
6400 Kids Closet	27.45
6400.02 Kids Closet Purchases	2,630.83
Total 6400 Kids Closet	2,658.28
6401 Project Permanency	169.00
6401.01 Innovia Project Permanency	18,786.50
Total 6401 Project Permanency	18,955.50

	TOTAL
6505 Payroll Expenses	
6510 Gross Wages	485,750.39
6510.06 Compensated Absences	3,911.77
Total 6510 Gross Wages	489,662.16
6511 Employee Savings Plan	5,453.75
6512 Employee Medical Benefits	16,834.60
6515 Payroll Taxes	263.85
Taxes	
Federal Taxes (941/944)	37,161.78
ID Unemployment Tax	0.00
Total Taxes	37,161.78
Total 6505 Payroll Expenses	549,376.14
Total Expenditures	\$765,859.89
NET OPERATING REVENUE	\$245,038.36
Other Revenue	
6156 In-kind Donations	
6156.01 Service donations	6,150.00
6156.03 Kids Closet	61,579.00
Total 6156 In-kind Donations	67,729.00
Total Other Revenue	\$67,729.00
Other Expenditures	
6300.04 Depreciation Expense- building	15,672.68
6715 Amortization Expense	549.72
6730 In-kind Expenses	
6730.03 Kids Closet	44,037.00
Total 6730 In-kind Expenses	44,037.00
Total Other Expenditures	\$60,259.40
NET OTHER REVENUE	\$7,469.60
NET REVENUE	\$252,507.96

8:46 AM
07/11/22
Accrual Basis

2ND JUDICIAL DISTRICT CASA PROGRAM
Profit & Loss
July 2021 through June 2022

	<u>Jul '21 - Jun 22</u>
Ordinary Income/Expense	
Income	
43400 · Direct Public Support	
43410 · Idaho GAL	109,939.60
43440 · ICDVVA	98,007.50
43450 · Individ, Business Contributions	41,334.95
43460 · Non-Cash In Kind - Goods	4,585.12
43470 · Non-Cash In Kind - Services	63,156.00
	<u>317,023.17</u>
Total 43400 · Direct Public Support	317,023.17
44800 · Indirect Public Support	
44810 · Twin County United Way - Idaho	16,044.96
44830 · Moscow/Latah County UW	4,575.00
	<u>20,619.96</u>
Total 44800 · Indirect Public Support	20,619.96
45000 · Investments	
45030 · Interest-Savings, Short-term CD	97.32
	<u>97.32</u>
Total 45000 · Investments	97.32
46400 · Other Types of Income	
46430 · Miscellaneous Revenue	4,176.18
	<u>4,176.18</u>
Total 46400 · Other Types of Income	4,176.18
47200 · Program Income	
47250 · Fund Raising Income - ID	16,239.36
	<u>16,239.36</u>
Total 47200 · Program Income	16,239.36
Total Income	358,155.99
Expense	
60900 · Business Expenses	
60940 · Interest Expense	22.36
	<u>22.36</u>
Total 60900 · Business Expenses	22.36
62100 · Contract Services	
62120 · Contract Bookkeeping	1,450.00
62140 · Legal Fees	30.00
62150 · Other Outside Contract Services	1,375.00
	<u>2,855.00</u>
Total 62100 · Contract Services	2,855.00
62800 · Facilities and Equipment	

8:46 AM
07/11/22
Accrual Basis

2ND JUDICIAL DISTRICT CASA PROGRAM
Profit & Loss
July 2021 through June 2022

	Jul '21 - Jun 22
62840 · Office Computer Maintenance	303.48
62850 · Rent - Building	12,610.00
62860 · Office Furniture & Equipment	4,287.72
62890 · Utilities	2,518.36
Total 62800 · Facilities and Equipment	19,719.56
63000 · Family-Victim Support	997.26
64000 · Programs & Promotions	
64010 · Advertising	1,235.60
64020 · Promotions Expense	888.58
64050 · Fund Raising Expenses	11,100.86
Total 64000 · Programs & Promotions	13,225.04
65000 · Operations	
65010 · Dues & Publications	540.00
65020 · Postage, Delivery Service	306.00
65040 · Office Supplies	8,130.52
65050 · Telephone, Telecommunications	8,567.46
Total 65000 · Operations	17,543.98
65100 · Other Types of Expenses	
65120 · Insurance - Liability, D and O	3,935.25
65160 · Scholarships & Gifts	542.38
65170 · Non-Cash In Kind - Goods	8,316.12
65180 · Non-Cash In Kind - Services	59,425.00
Total 65100 · Other Types of Expenses	72,218.75
66000 · Salaries	160,190.07
66100 · Payroll Burden	
66102 · Employer FICA/Medicare Expense	11,692.94
66120 · Employer SUTA Expense	317.37
66140 · Workman Comp Insurance Expe...	625.00
Total 66100 · Payroll Burden	12,635.31
68300 · Staff Travel & Training	
68310 · Staff Travel & Training	943.11
68320 · Staff Mileage	1,345.93
68330 · Staff Appreciation & Expenses	2,139.43
68300 · Staff Travel & Training - Other	678.57
Total 68300 · Staff Travel & Training	5,107.04

8:46 AM
07/11/22
Accrual Basis

2ND JUDICIAL DISTRICT CASA PROGRAM
Profit & Loss
July 2021 through June 2022

	<u>Jul '21 - Jun 22</u>
68400 · Volunteer Travel & Training	
68410 · Volunteer Training	400.86
68420 · Volunteer Mileage	2,717.25
68430 · Volunteer Expense & Appreciatio	3,345.57
68440 · Volunteer Screening	<u>1,105.50</u>
Total 68400 · Volunteer Travel & Training	7,569.18
68500 · Board Expenses	62.70
70000 · VOID Check	<u>0.00</u>
Total Expense	<u>312,146.25</u>
Net Ordinary Income	<u>46,009.74</u>
Net Income	<u><u>46,009.74</u></u>

Third District Guardian ad Litem Program, Inc.

Statement of Activity

July 2021 - June 2022

	TOTAL
Revenue	
33000 Contributions	
33100 Contributions - Individual	46,007.90
33200 Contributions - Foundation	12,500.00
33400 Contributions - Business	20,000.00
Total 33000 Contributions	78,507.90
35100 Fundraising	59,572.31
36000 Grant Revenue	
36100 ISC Grants - Restricted	97,404.75
36200 ISC Grants - Unrestricted	93,438.09
36300 Other Grants - Unrestricted	73,169.34
Other Grants - Restricted	27,500.00
Other Grants - United Way	30,864.00
VOCA Grant	109,021.32
Total 36000 Grant Revenue	431,397.50
37100 Interest Income	67.41
Total Revenue	\$569,545.12
GROSS PROFIT	\$569,545.12
Expenditures	
1000 Building Expenses	
1001 Rent	12.00
1002 Utilities	64.98
1003 Gas & Power	3,909.63
1004 Water/Trash/Sewer	683.83
Total 1002 Utilities	4,658.44
1005 Office Equipment	8,543.43
1006 Office Equipment Lease	2,663.56
1007 Internet Expenses	3,253.08
1008 Telephone Expenses	1,928.93
1009 Repairs & Maintenance - Bldg	1,328.40
1010 Insurance Expense	375.00
1012 Property & Liability Insurance	1,320.00
Total 1010 Insurance Expense	1,695.00
Total 1000 Building Expenses	24,082.84
2000 Administrative	30.00
2001 Office Supplies	909.96
2002 Postage & Shipping	782.46
2003 Software and Licenses	3,314.94
2008 Shredding & Recycling	294.93

Third District Guardian ad Litem Program, Inc.

Statement of Activity

July 2021 - June 2022

	TOTAL
2009 Bank Charges & Fees	234.51
Total 2000 Administrative	5,586.80
3000 Community Outreach	2,735.29
3001 Advertising and Marketing	331.72
3002 Fundraising	11,754.17
3004 Internet Web Hosting	21.17
3005 Events	752.35
3006 Printing & Copying	91.54
3008 Web/Technology Services	169.98
3009 Mileage re Community Outreach Mgr	339.56
3010 Donation Platform	996.00
Total 3000 Community Outreach	17,191.78
4000 Volunteer Management	
4001 Background Checks/Fingerprints	3,402.60
4002 Volunteer Training	712.67
4003 Volunteer Hospitality	239.65
4005 Volunteer Appreciation	305.37
4006 Volunteer Expenses	33.86
4007 Ice Breakers/Potlucks	4.76
Total 4000 Volunteer Management	4,698.91
5000 Advocate Coordinating Expnses	
5001 Mileage Reimbursement	925.69
5002 Hospitality	197.81
5003 Foster Fund	69.63
Total 5000 Advocate Coordinating Expnses	1,193.13
58000 Payroll Expenses	
58100 Salaries & Wages	136,910.61
58200 Payroll Taxes	
58210 Medicare	2,156.19
58220 FICA	9,219.57
58230 SUTA	1,460.72
Total 58200 Payroll Taxes	12,836.48
58310 Health Insurance	14,621.00
58320 Worker's Comp Insurance	686.36
Company Contributions	
Health Insurance	16,648.70
Total Company Contributions	16,648.70
Taxes	14,768.99
Wages	173,168.39
Total 58000 Payroll Expenses	369,640.53

Third District Guardian ad Litem Program, Inc.

Statement of Activity

July 2021 - June 2022

	TOTAL
6000 Program Expenses	
6001 Contract Services	
6002 Accounting Fees	4,741.60
6004 Professional Fees	932.57
6005 Tax Prep & Audit	5,000.00
Total 6001 Contract Services	10,674.17
6006 Staff Training	541.62
6007 Staff Development	1,483.07
6008 Travel Costs	46.00
6009 Mileage/Parking	1,053.40
Total 6008 Travel Costs	1,099.40
Total 6007 Staff Development	2,582.47
6018 Dues, Subscriptions & Memberships	526.05
6019 PayPal Fees	71.09
6020 Square Fees	2,595.83
6021 Hospitality for ED	326.63
Total 6000 Program Expenses	17,317.86
Total Expenditures	\$439,691.85
NET OPERATING REVENUE	\$129,853.27
Other Revenue	
Other Income	6,283.44
Total Other Revenue	\$6,283.44
Other Expenditures	
90000 Other Expenses	-648.00
Total Other Expenditures	\$ -648.00
NET OTHER REVENUE	\$8,931.44
NET REVENUE	\$136,784.71

Family Advocates

Profit and Loss

July 2021 - June 2022

	TOTAL
Income	
4000 Revenue from Direct Contributions	
4010 Individual Contributions	1,100.00
4020 Private Foundation	5,000.00
4030 Corporate Donation	3,555.68
Total 4000 Revenue from Direct Contributions	9,655.68
4100 Donated Goods & Services Revenue	
4110 Donated Professional Services	415.99
Total 4100 Donated Goods & Services Revenue	415.99
4500 Revenue from government grants	
4520 State / County Grants	3,058.00
4540 VOCA - State of Idaho Grant	203,540.27
4550 Idaho Supreme Court Grant Revenue	365,814.15
Total 4520 State / County Grants	572,412.42
4530 Local Government Grants	112,000.00
Total 4500 Revenue from government grants	684,412.42
5400 Revenue from Other Sources	
5420 Reimbursement Background Check	20.00
Total 5400 Revenue from Other Sources	20.00
Total Income	\$694,504.09
GROSS PROFIT	\$694,504.09
Expenses	
7200 Salaries & Related Expenses	
7220 Salaries & Wages	372,002.36
7230 Pension Plan Contributions	6,953.09
7240 Employee Benefits - Not Pension	30,639.00
7250 Payroll Taxes, etc.	35,690.31
Total 7200 Salaries & Related Expenses	445,284.76
7500 Contract Service Expenses	
7520 Accounting fees	8,187.45
7540 Professional fees - other	13,631.51
7560 Professional Contract Web/IT	10,919.93
Total 7500 Contract Service Expenses	32,738.89
8100 Nonpersonnel expenses	
8110 General (nonprogram) Supplies	390.58
8130 Telephone & telecommunications	5,929.52
8140 Postage & shipping	585.04
8150 Computer Software	342.45
8170 Printing & copying	3,991.16
8180 Books, subscriptions, references	468.65

Family Advocates

Profit and Loss

July 2021 - June 2022

	TOTAL
8190 Internet/Web/Hosting fees	1,552.77
Total 8100 Nonpersonnel expenses	13,260.17
8200 Facility & Equipment Expenses	
8206 Property Tax	4,064.56
8215 Building improvement & remodel	803.39
8220 Utilities	2,757.91
8225 Insurance-Building	854.16
Total 8200 Facility & Equipment Expenses	8,480.02
8300 Travel & Meeting Expenses	
8310 Transportation	66.03
8320 Meals-nonprogram related	1,178.46
8330 Lodging	429.42
8340 Airfare	160.39
8345 Auto Reimbursement	3,099.91
Total 8300 Travel & Meeting Expenses	4,834.21
8400 Program Exp (Food, Supplies, Backg)	
8410 Program Specific Supplies & Costs	955.78
8425 Staff Development/Training	800.80
8430 Program Food and Meals	940.67
8435 Background Checks	3,205.45
8445 Volunteer Development/Training	617.87
8450 Volunteer Recognition	2,519.84
8455 Volunteer Recruitment	1,069.97
8470 Program Promotion & Advertising	355.22
Total 8400 Program Exp (Food, Supplies, Backg)	10,465.60
8500 Insurance, Bank Fees, Dues, Other expenses	
8510 Directors & Officers Lia Insurance	3,590.22
8520 Membership dues - organization	626.81
8550 Bank & Merchant Fees	1,962.37
Total 8500 Insurance, Bank Fees, Dues, Other expenses	6,179.40
Total Expenses	\$521,343.05
NET OPERATING INCOME	\$173,161.04
NET INCOME	\$173,161.04

12:25 PM
08/18/22
Accrual Basis

FIFTH JUDICIAL DISTRICT CASA PROGRAM, INC.
Profit & Loss
July 2021 through June 2022

	Jul '21 - Jun 22
Ordinary Income/Expense	
Income	
380 - Fundraiser	69,199.14
410 - Grants	
410.01 - State GAL Grant	226,063.01
410.3 - Other Grants	138,438.27
Total 410 - Grants	364,499.28
4100.0 - Cash Contributions	
4100.2 - Contributions - Individuals	201,641.41
4100.3 - Contributions - Other	15,281.56
Total 4100.0 - Cash Contributions	216,922.97
Total Income	650,621.39
Gross Profit	650,621.39
Expense	
Investment Portfolio	0.00
500 - Office Expenses	
500.1 - Office Supplies	1,615.36
500.2 - Dues & Publications	1,169.60
500.4 - Postage & Delivery	758.90
500.5 - Printing & Reproduction	1,736.68
500.6 - Shredding & Recycling	120.00
500 - Office Expenses - Other	190.61
Total 500 - Office Expenses	5,591.55
550 - Rental & Operation Leases	
550.1 - Office Rental	1,544.00
550 - Rental & Operation Leases - Other	211.00
Total 550 - Rental & Operation Leases	1,755.00
600 - Computer Expense	
600.1 - Computer Supplies & Equipment	3,287.68
600.2 - Software & Licenses	4,281.89
600.4 - Web/ Technology Services	2,381.00
Total 600 - Computer Expense	9,950.57
625 - Misc. Expenses	
625.1 - Bank Charges and Fees	711.14
625.2 - Credit Card Processing Fees	570.54
Total 625 - Misc. Expenses	1,281.68
6340 - Employee Benefits	
6340.1 - Health Insurance	44,796.78

12:26 PM

08/18/22

Accrual Basis

FIFTH JUDICIAL DISTRICT CASA PROGRAM, INC.

Profit & Loss

July 2021 through June 2022

	Jul '21 - Jun '22
Total 6340 · Employee Benefits	44,798.78
6560*OE · Payroll Expenses	
Taxes	20,981.04
Wages	290,095.81
Total 6560*OE · Payroll Expenses	311,076.85
66000 · *Payroll Expenses	8,365.66
684 · Professional Services	
684.1 · Bookkeeping/Accounting Expenses	925.77
684.2 · Audit Expenses	3,000.00
684.4 · Advertising & Marketing	2,618.43
Total 684 · Professional Services	6,544.20
66900 · *Reconciliation Discrepancies	-107.30
725 · Insurances	
725.1 · Property & Liability Insurance	8,116.36
725.4 · Workers comp Insurance	1,937.00
Total 725 · Insurances	10,053.36
750 · Program Expense	
750.1 · Background Checks/ Fingerprint	2,518.52
750.2 · Volunteer Training	4,680.79
750.3 · Volunteer Expenses	2,438.27
750.4 · Youth Expenses	4,276.26
750.5 · Fundraiser Expenses	12,319.18
750 · Program Expense - Other	1,400.00
Total 750 · Program Expense	27,633.02
800 · Employee Development	
800.1 · Staff Training	1,172.05
800.2 · Staff Expense	309.29
Total 800 · Employee Development	1,481.34
850 · Other Services	
850.1 · Repair & Maintenance Services	903.23
850 · Other Services - Other	0.00
Total 850 · Other Services	903.23
900 · Travel Costs	
900.1 · Mileage	
900.11 · Staff Mileage	5,761.73
900.12 · Volunteer Mileage	6,277.41
Total 900.1 · Mileage	12,039.14
900.2 · Airfare	32.40
900.5 · Lodging	577.13

12:25 PM

08/18/22

Accrual Basis

FIFTH JUDICIAL DISTRICT CASA PROGRAM, INC.

Profit & Loss

July 2021 through June 2022

	Jul '21 - Jun '22
Total 900 - Travel Costs	12,748.67
950 - Communication Costs	
950.1 - Telephone Expenses	4,461.00
950.2 - Internet Expenses	614.99
Total 950 - Communication Costs	5,075.99
Total Expense	445,152.80
Net Ordinary Income	205,468.79
Net Income	205,468.79

CASA
Profit & Loss
July 2021 through June 2022

6th

	Jul '21 - Jun 22
Ordinary Income/Expense	
Income	
CONTRIBUTIONS	
Individual Donations	2,966.51
Foundations/Organizations	6,364.54
Total CONTRIBUTIONS	9,331.05
GRANTS	
Other Grants	32,705.00
United Way	18,415.12
Counties	43,000.00
State GAL Funding	219,842.94
State VOCA Grant	67,563.49
Total GRANTS	381,526.55
FUNDRAISING	
Golf Tournament	33,933.92
Total FUNDRAISING	33,933.92
OTHER INCOME	
Interest-	601.73
Miscellaneous Income	292.74
Total OTHER INCOME	894.47
Total Income	425,685.99
Expense	
RENT & OPERATING LEASES	
Soda Springs Office	2,750.00
Total RENT & OPERATING LEASES	2,750.00
OFFICE & ADMIN SUPPLIES	
Printing and Reproduction	1,774.78
Supplies-Office	11,553.24
Board Expenses	435.88
Supplies	0.00
Postage and Delivery	951.36
Total OFFICE & ADMIN SUPPLIES	14,715.26
COMMUNICATION COSTS	
Telephone/Internet	8,433.68
Total COMMUNICATION COSTS	8,433.68
TRAVEL COSTS	
Meals	3,173.31
Lodging	7,952.84
Airfare	83.90
Vehicle Expenses	3,660.73
Total TRAVEL COSTS	14,870.78
EMPLOYEE DEVELOPMENT	
Dues and Subscriptions	2,412.38
Staff Training	2,746.94
Total EMPLOYEE DEVELOPMENT	5,159.32

CASA
Profit & Loss
July 2021 through June 2022

	Jul '21 - Jun 22
VOLUNTEER SERVICES	
Fingerprints/Background Checks	2,200.72
Volunteer Recognition	3,523.56
Volunteer Training	868.32
VOLUNTEER SERVICES - Other	0.00
Total VOLUNTEER SERVICES	6,592.60
OPERATING EXPENSES	
OTHER SERVICES	
Office Equipment/Software	5,338.82
Lawn Mowing & Snow Removal	220.00
Maintenance and Repair	9,508.02
Building Repairs	121.75
OTHER SERVICES - Other	477.50
Total OTHER SERVICES	15,666.09
PROFESSIONAL SERVICES	
Review/audit/tax return	4,550.00
Total PROFESSIONAL SERVICES	4,550.00
Total OPERATING EXPENSES	20,216.09
PAYROLL EXPENSES	
EMPLOYEE BENEFITS	
Workmen's Comp	1,796.00
Health Insurance	17,649.74
Retirement Benefits	4,083.02
Total EMPLOYEE BENEFITS	23,528.76
SALARIES & WAGES.	
Salaries & Wages-Employees	253,879.80
Total SALARIES & WAGES.	253,879.80
PAYROLL TAXES	
FICA & MC	19,386.76
SUTA	1,417.89
Total PAYROLL TAXES	20,804.65
Total PAYROLL EXPENSES	298,213.21
UTILITIES	
Gas and Electric	3,310.21
Water/Sewer/Garbage	1,123.90
Total UTILITIES	4,434.11
MISCELLANEOUS EXPENSES	
Depreciation Expense	10,990.27
Insurance	
Directors & Officers	2,029.00
Property & Liability	7,353.00
Total Insurance	9,382.00
Fundraiser Expense	
Taco Bell	450.49
Golf Tournament	7,658.13
Grape VanGough	0.00
Total Fundraiser Expense	8,108.62

8:53 AM

08/23/22

Accrual Basis

CASA
Profit & Loss
July 2021 through June 2022

	Jul '21 - Jun 22
Advertising & Program Promotion	1,334.43
Various Misc Expenses	11.00
MISCELLANEOUS EXPENSES - Other	706.42
Total MISCELLANEOUS EXPENSES	30,532.74
Total Expense	405,917.79
Net Ordinary Income	19,768.20
Net Income	19,768.20

4:59 PM

08/30/22

Accrual Basis

Judicial District VII CASA Program, Inc.

Profit & Loss

July 2021 through June 2022

	Jul '21 - Jun 22
Ordinary Income/Expense	
Income	
VOCA Funding	31,261.99
GAL - Supreme Court Allocation	204,467.34
Counties	21,150.00
Contributions	29,386.47
Fundraising	
Facebook Fundraisers	865.00
Duck Race	1,225.00
Fundraising - Other	749.63
Total Fundraising	2,839.63
Grants	
Maeck Family Foundation	2,500.00
Mountain View Charities	6,000.00
Rocky Mountain Power	3,000.00
INL	1,850.00
Idaho Community Foundation	5,000.00
Total Grants	18,350.00
Total Income	307,455.43
Gross Profit	307,455.43
Expense	
Brokerage fees	5,768.95
Office Expense	
Licenses and Software	2,408.21
Shredding & Recycling	120.00
Printing and Reproduction	726.29
Postage and Delivery	290.00
Dues and memberships	471.61
Supplies	3,079.37
Total Office Expense	7,095.48
Communication Costs	
Telephone/Internet	4,378.30
Total Communication Costs	4,378.30
Program Expense	
Advertising	4,520.00

Judicial District VII CASA Program, Inc.

Profit & Loss

July 2021 through June 2022

	Jul '21 - Jun 22
Mileage Reimbursement	
Staff Mileage	5,658.14
Volunteer Mileage	66.50
Total Mileage Reimbursement	5,724.64
Staff Training	
Travel	432.80
Registration	1,544.61
Meals	78.00
Lodging	332.22
Total Staff Training	2,387.63
Staff Travel/Meetings	
Lodging	175.42
Meals	119.15
Total Staff Travel/Meetings	294.57
Fundraising Expense	165.00
Volunteer Training	896.59
Volunteer Recognition	1,698.04
Program Promotion	781.74
Background Check	2,349.60
Total Program Expense	18,817.81
Depreciation Expense	1,342.20
Insurance	5,280.00
Professional Fees	
Audit - Accounting	1,100.00
Professional Fees - Other	1,747.94
Total Professional Fees	2,847.94
Rent	22,200.00
Repairs and Maintenance	844.65
Salaries and Wages	
VOCA Funding	21,494.81
Payroll Taxes	15,408.86

Judicial District VII CASA Program, Inc.
Profit & Loss
July 2021 through June 2022

	Jul '21 - Jun 22
GAL Grant	156,020.67
Salaries and Wages - Other	2,573.91
Total Salaries and Wages	195,498.25
Total Expense	264,073.58
Net Ordinary Income	43,381.85
Other Income/Expense	
Other Income	
Realized gain of securities	30,454.93
Interest Income	3.03
Total Other Income	30,457.96
Net Other Income	30,457.96
Net Income	73,839.81

DISTRICT ONE – Coeur d’Alene

Executive Director: Peter K Godderz, J.D.

1417 North 4th Street
Coeur d’Alene, Idaho 83814
(208) 929-5411
www.northidahocasa.org

DISTRICT TWO – Lewiston

Executive Director: Zenita Delva

Mailing Address:
P.O. Box 1463
Lewiston, Idaho 83501

Physical Address:
1229 Main Street, Suite
101 Lewiston, Idaho 83501

(208) 746-3378
www.district2casa.com

DISTRICT THREE – Caldwell

Executive Director: Bekah Bowman

304 N. Kimball Ave.
Caldwell, Idaho 83605
(208) 459-9969
www.casaofswidaho.org

DISTRICT FOUR– Boise

CASA Program Director: Maggie Thompson

3010 W State Street
Boise, Idaho 83703
(208) 345-3344
www.familyadvocates.org

DISTRICT FIVE – Twin Falls

Executive Director: Tahna Barton

P.O. Box 2918
Twin Falls, Idaho 83303
(208) 324-6890
www.5thcasaidaho.org

DISTRICT SIX – Pocatello

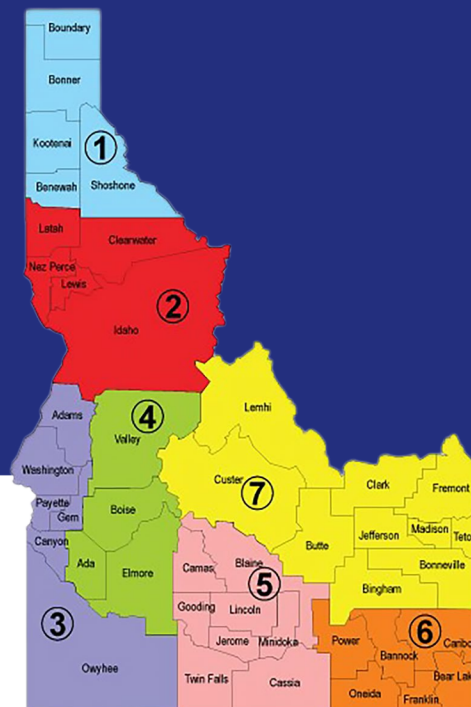
Executive Director: Jared Marchand

836 E Center, Suite A
Pocatello, Idaho 83201
(208) 232-2272
www.casa6id.org

DISTRICT SEVEN – Idaho Falls

Executive Director: Stacy McAlevy

756 Oxford Drive
Idaho Falls, Idaho 83401
(208) 523-6525
www.casa7.org



**FY2022 Idaho Statewide Guardian
ad Litem Legislative Report**